

# Energy Management in Modern Buildings Based on Demand Prediction and Machine Learning—A Review

Seyed Morteza Moghimi \*, Thomas Aaron Gulliver  and Ilamparithi Thirumai Chelvan

Department of Electrical and Computer Engineering, University of Victoria, P.O. Box 1700, STN CSC, Victoria, BC V8W 2Y2, Canada; agullive@ece.uvic.ca (T.A.G.)

\* Correspondence: seyedmortezamoghimi@uvic.ca

**Abstract:** Increasing building energy consumption has led to environmental and economic issues. Energy demand prediction (DP) aims to reduce energy use. Machine learning (ML) methods have been used to improve building energy consumption, but not all have performed well in terms of accuracy and efficiency. In this paper, these methods are examined and evaluated for modern building (MB) DP.

**Keywords:** demand response; energy flexibility; green buildings; machine learning; optimization; smart buildings

## 1. Introduction

The design and construction of residential and commercial buildings are among the most energy-intensive activities worldwide. Buildings contribute 20% to 40% of total energy usage [1]. According to the European Union (EU) [2], urban buildings are responsible for 40% of global energy consumption and 33% of greenhouse gas (GHG) emissions. Consequently, governments are motivated to address increasing energy consumption by reducing emissions and improving energy efficiency while ensuring the comfort of building residents [3]. To reduce energy consumption, the European Commission (EC) has proposed nearly zero-energy buildings (NZEBs) for 2030 [3].

Figure 1 illustrates the significance of energy reduction in terms of CO<sub>2</sub> emissions and cost based on data from home energy calculators (HECs) [4]. The figure gives the results of comprehensive questionnaires administered by a United Kingdom (UK) university. Study participants were randomly assigned one of three versions of the HEC which presented energy consumption in kilowatt hours. Responses were thematically coded by two independent reviewers, leading to five distinct classes: energy-related, cost, environmental, a combination of cost and environmental, and ‘not worth it’, indicating a lack of incentive to reduce energy use, among others.

Strategies for demand prediction (DP) [5] are among the solutions recommended by the EC to reduce energy consumption [6,7]. These strategies include price-based demand response (DR), incentive-based DR, time-based DR, automated DR, and capacity-based DR. However, DP has implementation challenges such as operational and technological limitations, as well as data availability and accuracy issues [8]. Machine learning (ML) methods to address these challenges have been proposed [8,9]. In modern energy management, optimization techniques are often employed to reduce energy consumption and/or cost. This paper examines ML methods considering their deployment, accuracy, cost, and efficiency for modern buildings (MBs), e.g. smart and green buildings (SGBs).

The remainder of this paper is structured as follows. Section 2 presents current ML methods and their applications. Section 3 provides a review of ML techniques for predicting building energy and the related datasets. Finally, Section 4 provides some concluding remarks.



**Citation:** Moghimi, S.M.; Gulliver, T.A.; Thirumai Chelvan, I. Energy Management in Modern Buildings Based on Demand Prediction and Machine Learning—A Review. *Energies* **2024**, *17*, 555. <https://doi.org/10.3390/en17030555>

Academic Editors: Umberto Berardi, Junxian Pei and Haifeng Jiang

Received: 7 August 2023

Revised: 30 September 2023

Accepted: 7 October 2023

Published: 23 January 2024



**Copyright:** © 2024 by the authors. Licensee MDPI, Basel, Switzerland. This article is an open access article distributed under the terms and conditions of the Creative Commons Attribution (CC BY) license (<https://creativecommons.org/licenses/by/4.0/>).

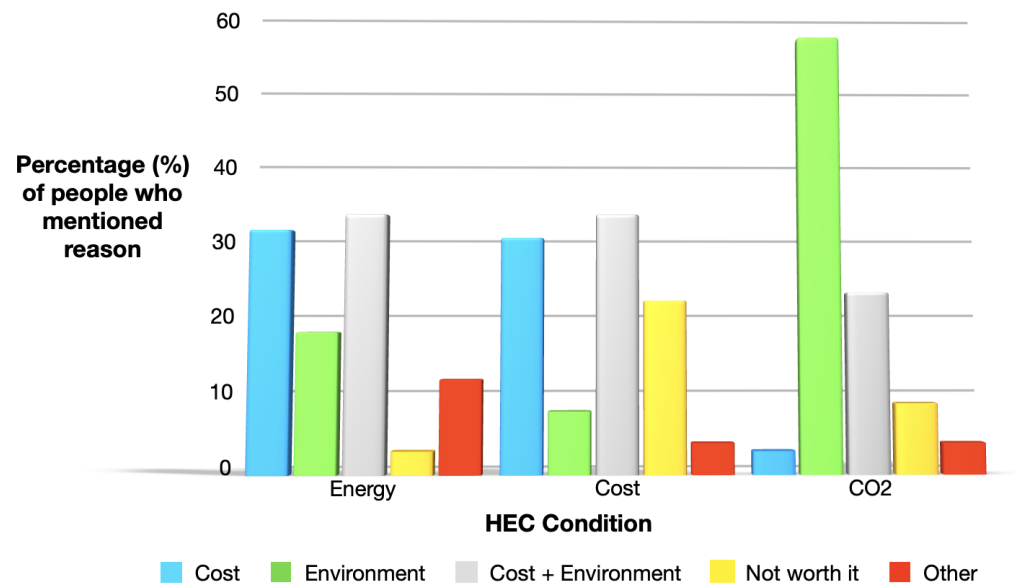


Figure 1. Reasons why reducing energy consumption is important [4].

## 2. ML Methods

Figure 2 illustrates the ML process, which includes data collection, feature extraction, training, evaluation, and prediction [10–12]. ML methods have been designed for diverse tasks such as data analysis and pattern recognition.

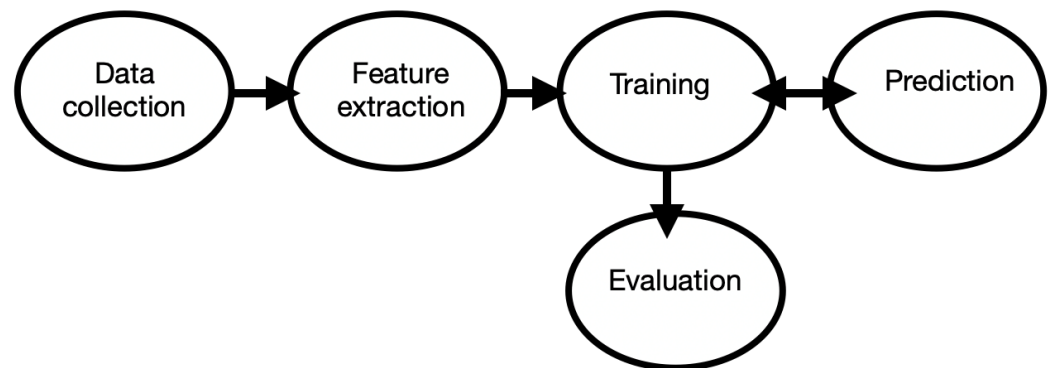


Figure 2. The machine learning (ML) process.

ML methods can be categorized into three primary groups: supervised learning (SL), unsupervised learning (UL), and reinforcement learning (RL) [10,11]. Semi-supervised learning combines aspects of both SL and UL. ML methods can also be classified as categorical or continuous. Continuous methods include algorithms such as singular value decomposition (SVD), principal component analysis (PCA), K-means, random forest (RF), regression (linear and polynomial), and decision trees (DTs). Categorical methods are used in RL algorithms for tasks such as robot navigation and gaming. UL methods commonly employ hidden Markov models, clustering, and association analysis. Clustering methods often involve SVD, PCA, and K-means. Neural networks (NN) are employed in SL and UL for tasks such as regression, classification, sequence-to-sequence tasks, clustering, and dimensionality reduction. The selection of an NN architecture depends on the specific problem and the available data [10,11]. Figure 3 illustrates the variety of ML algorithms.

2.1. Supervised Learning (SL)

SL employs feedback for prediction by learning the map from input to output [10,11]. SL algorithms can be categorized as follows.

2.1.1. Regression Algorithms

Regression algorithms are used to predict advertising popularity, estimate life expectancy, forecast markets, predict population growth, and forecast weather. Issues with these algorithms include overfitting, underfitting, multicollinearity, heteroscedasticity, outliers, missing data, non-linearity, autocorrelation, data scaling, and data transformation. These issues can be addressed through data preprocessing, feature engineering, model selection, and regularization [13–15].

2.1.2. Classification Algorithms

Classification algorithms are used to determine a mapping based on the input to classify or categorize the output. Classification algorithms include linear regression (LR), ridge regression (RR), NN regression (NNR), least absolute shrinkage and selection operator (LASSO), DT regression (DTR), RF, K-nearest neighbors (KNNs), and support vector machines (SVMs) [13–15].

2.2. Unsupervised Learning (UL)

UL leverages the inherent structure within a dataset for categorization. The goal is to partition the data based on similar traits [16]. NNs are frequently used in UL as they can uncover patterns or structures within unlabeled data. UL applications include clustering, dimensionality reduction, feature learning and extraction, anomaly detection, generative modeling, and density estimation [15,16].

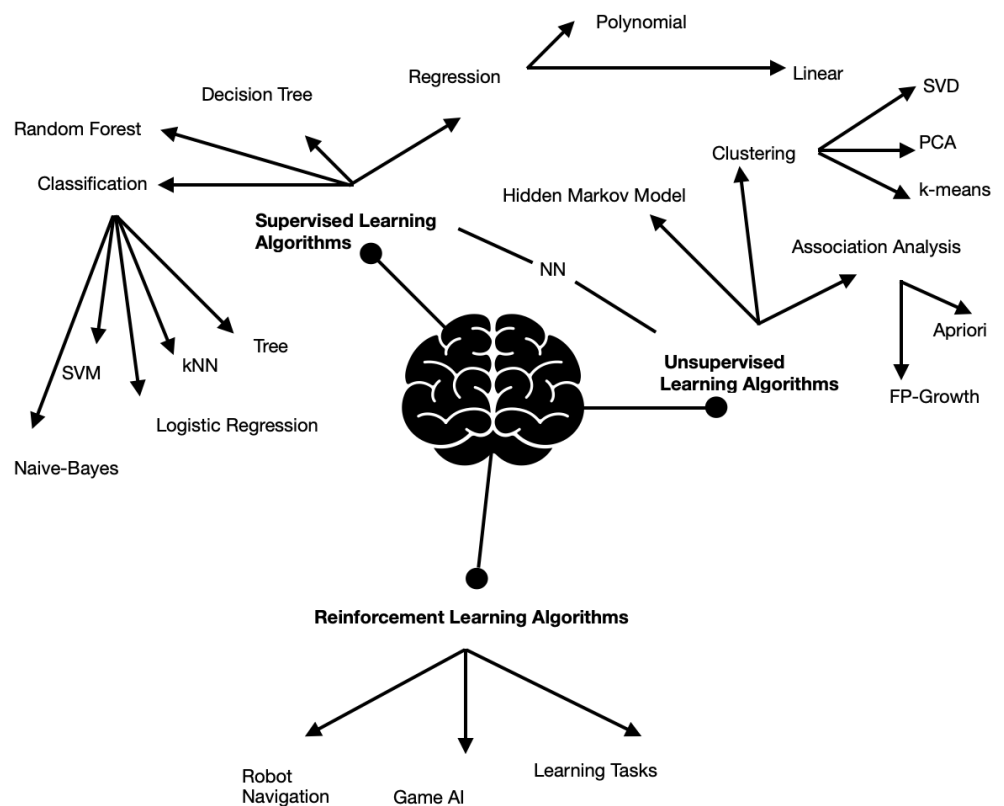


Figure 3. Machine learning (ML) algorithms [16,17].

### 2.3. Reinforcement Learning (RL)

RL is used to solve problems by maximizing anticipated rewards. It often employs a Markov decision process (MDP) which has states, strategies, actions, and functions. RL reinforces important rules while diminishing the effect of others [17].

In summary, clustering concentrates on data point grouping, classification assigns data to classes, regression predicts continuous values, UL uncovers patterns without labels, and SL trains models based on labeled data for prediction. The use of ML methods in applications such as MBs [18] can be categorized as single, hybrid, or ensemble methods [19]. For performance evaluation, metrics such as mean squared error (MSE), mean absolute error (MAE), accuracy, and precision are often employed.

### 2.4. Single ML Methods

In this case, a single method such as SVD is employed. Recurrent NN (RNN) and back propagation (BP) artificial NN (ANN) methods were employed in [20]. These single ML methods were used to compare DP results with official data on electricity consumption in Turkey. An adaptive neuro-fuzzy inference system (ANFIS) was used in [21] for a case study in Ontario, Canada. The thirty years of data available in [20] were used with the proposed model for electricity and energy DP.

### 2.5. Hybrid ML Methods

Hybrid ML methods combine two or more approaches to enhance performance [22]. This can improve accuracy and provide flexibility in handling complex tasks. Particle swarm optimization (PSO) and a genetic algorithm (GA) were employed in [23] for electricity DP within India. A hybrid model that incorporates wavelet decomposition (WD) and support vector regression (SVR) was used for hourly electricity prediction in [24] using data collected from hotels and malls.

Hybrid ML methods can also adapt to different data types and problem domains by leveraging the strengths of the methods. However, the scalability and feasibility of hybrid methods in real-world applications can be a concern due to factors such as computational complexity, data volume, and data quality. Thus, the decision to employ single or hybrid ML methods should consider the problem, data, resources, and objectives.

### 2.6. Ensemble ML Methods

Ensemble ML methods involve multiple classifiers and can be sequential or parallel. Given the constraints of hybrid and single methods such as data collection and model design, ensemble prediction methods have been developed such as the approach in [25]. An ensemble method which employs regression for electricity DP in the USA was proposed in [26]. Results were obtained using a small number of building datasets. The ensemble bagging trees (EBTs) method was introduced in [27] to provide improved building energy prediction performance compared to the classification and regression tree (CART) method.

A comparison between ML and regression-based methods is now given.

### 2.7. Comparison of ML and Regression-Based Methods

Regression is extensively employed in ML models. It is frequently used to estimate the relationship between load and other variables by predicting the correlation between a variable or predictor and an object [28]. When considering model selection and regularization techniques for an application, it is important to consider methods that align with the data characteristics and analysis. The choices for several application areas are given below [13,14,29].

#### 2.7.1. Economics and Finance

Model: Depending on the complexity of the relationships between economic indicators, LR or more advanced techniques such as polynomial regression (PR), RR, or LASSO regression can be employed.

Regularization: LASSO can be advantageous for better generalization and handling multicollinearity.

#### 2.7.2. Natural Language Processing (NLP)

Model: Techniques such as logistic regression are often used for sentiment analysis and text classification. Language modeling typically employs methods such as RNNs or transformer-based models.

Regularization: Techniques such as dropout are beneficial to prevent overfitting in NNs.

#### 2.7.3. Image and Signal Processing

Model: Convolutional NNs (CNNs) are often used for image denoising, deblurring, and super-resolution tasks.

Regularization: Techniques such as weight decay and batch normalization are commonly used to regularize CNNs in image processing.

#### 2.7.4. Energy and Power Systems

Model: Depending on the complexity, LR or more sophisticated methods such as autoregressive integrated moving average (ARIMA) can be used for power grid load forecasting.

Regularization: LASSO or RR can be used to overcome multicollinearity and overfitting in energy consumption prediction models.

#### 2.7.5. Transportation and Traffic Engineering

Model: LR, time series analysis, or autoregressive models are suitable for traffic flow prediction and transportation demand modeling.

Regularization: RR has been used to improve robustness and prediction accuracy in traffic-related models.

The suitability of methods and techniques can also depend on dataset size, noise, and other factors unique to the application. Regression methods are also used to model time series data and explore causal links between variables. Thus, they are employed in many engineering applications [13,14,29].

Statistical methods, known as regression analysis, have been employed to uncover relationships between variables. The methods used in regression analysis for ML include LR, logistic regression, PR, softmax regression (SR), RR, LASSO, and elastic net regression (ENR). Prediction is essential in establishing relationships between dependent and independent variables [13,14,29]. In [29], both ANNs and hedonic pricing were used with real residential property data to estimate market prices.

As previously mentioned, the primary regression methods are simple LR, multiple LR, PR, SVM, DTR, and RF. Each method has advantages and disadvantages which should be considered in selecting the most appropriate method for a given application.

### 2.8. Classification and Regression Methods in ML

Classification involves identifying or seeking a model or function to divide data into different categories. Classification and regression methods are commonly employed to solve prediction problems. Regression is often used with continuous data, as indicated in Table 1 [29].

Various methods have been considered for DP including multiple regression, exponential smoothing, iterative re-weighted least-squares, autoregressive moving average (ARMA), ARIMA, adaptive load forecasting, AR stochastic time series, SVM, GA, FL, and NN. A comparison of regression and ML methods for DP was presented in [30]. Gaps in existing research and some research challenges were given in [31]. The performance of supervised ML models including KNN, LR, and RF was considered in [32] for hourly DP

using an electricity dataset from Sydney, Australia. It was shown that KNN provides the best performance.

Understanding the merits and drawbacks of regression and classification, and the associated methods and algorithms, is essential to achieving satisfactory DP performance. In [13,14,29], it was demonstrated that soft-computing-based DP strategies can yield substantial performance benefits. Furthermore, hybrid methods have gained popularity due to their improved precision and efficiency in solving prediction tasks [13,14,29]. These results indicate that ML methods have had a pivotal role in shaping DP strategies.

**Table 1.** Comparison of classification and regression methods [13,14,29].

| Factor              | Classification                         | Regression   |
|---------------------|--|--|
| Mapping             | Predefined categories                  | No predefined categories   |
| Values              | Discrete                               | Continuous   |
| Predicted data type | Unordered                              | Ordered  |
| Metric              | Accuracy                               | RMSE   |
| Sample algorithms   | DT, linear programming, NN, statistics | RT, simple and multiple regression analysis, LR, nonlinear regression analysis |

### 3. Literature Review

#### 3.1. ML Methods for DP

In the past three decades, ML methods have received significant research attention across a diverse range of applications [33]. This section examines the use of these methods for DP.

Wang et al. [27] used the EBT algorithm for energy DP in buildings on the University of Florida campus with the goal of reducing energy consumption. Chen et al. [24] employed SVR and multi-resolution wavelet decomposition (MWD) for DP of hourly electricity consumption considering data from hotels and malls and the non-stationary operated building (NSOB) problem for a 24-hour cycle. Li et al. [34] used K-means with a spatiotemporal structure for travel within Shenzhen, China, to investigate transportation demand. Zhou et al. [35] integrated multi-output SVM (MSVM) and multi-task learning (MTL) for traffic DP in Taipei, Taiwan. Chouikhi et al. [36] leveraged a PSO algorithm based on an effective learning process [37] to tune an echo state network (ESN) for time series prediction. Amasyali et al. [31] employed ML algorithms such as SVM and ANN for energy consumption DP within several types of buildings.

Buddhahai et al. [38] introduced a multi-purpose classification system with a new learning structure using K-means clustering for high-power load monitoring. DP and load behavior were analyzed to optimize power consumption performance. Ahmadzadeh et al. [39] investigated the application of ML and deep learning (DL) algorithms to distributed smart grids (SGs) considering security and reliability [40]. The KNN, naïve Bayes, and DT methods were shown to improve offloading decision accuracy and thus energy efficiency.

ML methods have been employed for energy management in malls and hotels [24], energy reduction in buildings [27], heating and cooling demand management in buildings [28], property market price analysis [29], building energy consumption analysis [31], power load analysis [33], urban traffic control [34], time series prediction [36], antenna design prediction [38], adaptive authentication for wireless networks [41], distributed SG performance enhancement [39], energy efficiency [40], and load maintenance and peak shaving in buildings [42].

### 3.2. ML-Based Prediction Methods

Figure 4 shows that ML algorithms for DP in buildings can be categorized into engineering-based, AI-based, hybrid, and data-driven methods. Engineering-based methods employ thermodynamic principles to model and analyze energy demand, while data-driven methods draw insights from the available data [31]. Moreover, ML-based prediction methods have been proposed to improve performance and efficiency.

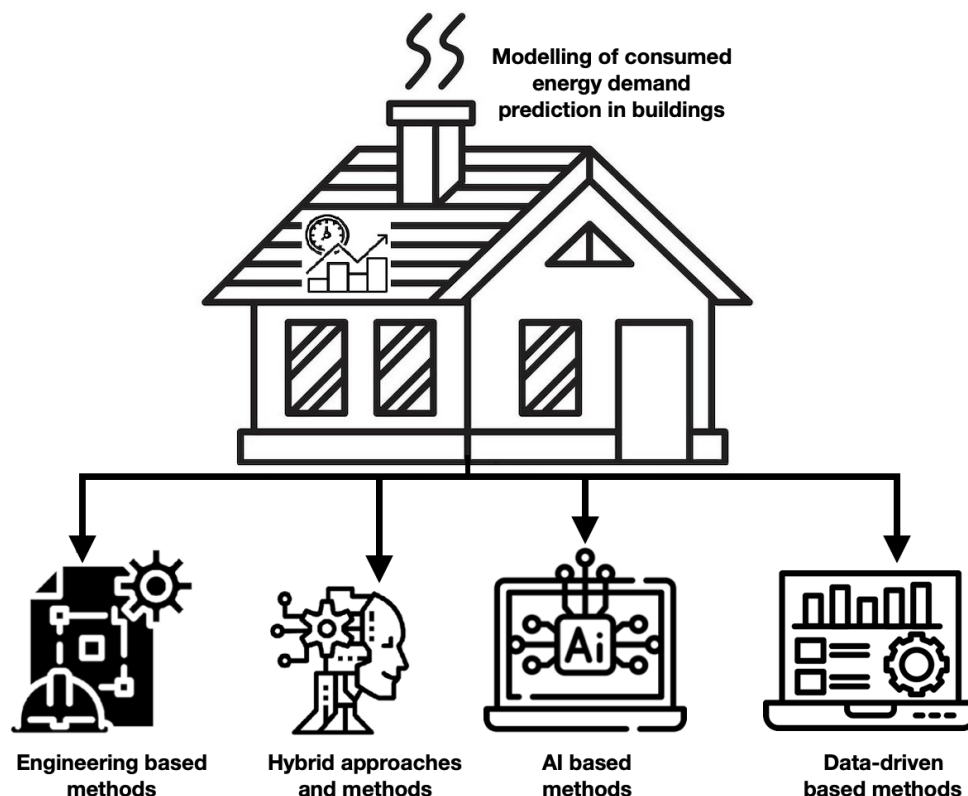


Figure 4. Building energy consumption demand prediction (DP) categories [31].

Johannesen et al. [32] considered ML-based prediction methods including KNN, linear, and RF regression for electricity network load demands. Al Mamun et al. [43] employed DP within power systems for robust load management, including fault prediction. The results obtained illustrate the advantages of hybrid methods. Queen et al. [44] developed an ML model for prediction within IEEE 14 and 30 bus networks. LR and PR models were employed to forecast costs and stabilize voltage in an investigation of the interplay between technology and economics in renewable energy systems (RESs).

Zhang et al. [45] introduced a self-adaptive and hierarchical methodology for real-time voltage stabilization. A hierarchical power system model was developed that incorporates discrete learning. Luque et al. [46] used historical data and economic factors to anticipate demand in a Spanish electrical network. The power consumption behavior of 27 million users was examined using regression, variance analysis, and categorization based on spatial and cost considerations specific to Spain. The results were used to guide decision making for electricity retailers in the power market. Ahmad et al. [47] examined ML and data mining methods for DP, including ANN, SVM, clustering, and statistical-based methods for energy mapping, profiling, and prediction. The four approaches to energy DP, namely engineering-based, AI-based, hybrid, and data-driven, as shown in Figure 4, were considered [31].

### 3.3. Validation in DP

Management of energy consumption within micro-grids (MGs) plays a pivotal role in the evolution of SGs and smart buildings (SBs). Real-time prediction and load scheduling are critical to leveraging the tradeoff between energy demand and cost. This requires validation to substantiate results and corroborate assertions. For example, Queen et al. [44] used cross-validation (CV) to select a suitable model. Godinho et al. [9] used MAE and root MSE (RMSE) for model evaluation, while Shahriar et al. [48] employed K-fold CV for electric vehicle (EV) charging prediction. Khan et al. [49] conducted dataset testing and model validation to evaluate ML models' accuracy. Sajjad et al. [50] proposed a hybrid ML-based energy DP model that combines CNNs with gated recurrent units (GRUs). Testing and validation within a two-tiered structure were conducted to ensure accurate electricity consumption prediction.

### 3.4. MB Features

Smart and environmentally conscious MBs are being designed to provide a variety of features catering to both building owners and inhabitants. The focus is on sustainable buildings (SUBs) [51,52] that incorporate elements such as intelligent, automated, and adaptable management systems, indoor climate regulation, and energy-efficient measures. However, the promise of SBs has yet to be realized [53].

Market adoption in the context of SBs was explored in [54]. It was argued that this depends on how users perceive the benefits. For example, enhanced energy management can result in diminished control over building operations. MBs share many features with SBs including advanced HVAC systems, sophisticated information processing capabilities, and comprehensive building management systems (BMS) [55].

### 3.5. MB Components

MBs employ components from advanced HVAC systems to responsive BMSs. They play a vital role in realizing the vision of a sustainable and intelligent future. These components are discussed below.

#### 3.5.1. Building Heating and Cooling Systems

The solutions proposed in [56] not only contribute to improvements in building electrical systems and their components, but also facilitate user energy savings, particularly when coupled with RESs [57]. Furthermore, the adoption of effective policies and solutions [58] plays a crucial role in stabilizing and reducing GHG emissions. The energy performance assessment of buildings conducted by the EC [59] from 2010 to 2018 illustrates the steps being taken [60] and the tradeoffs between economic growth, urban building energy consumption, and economic outcomes.

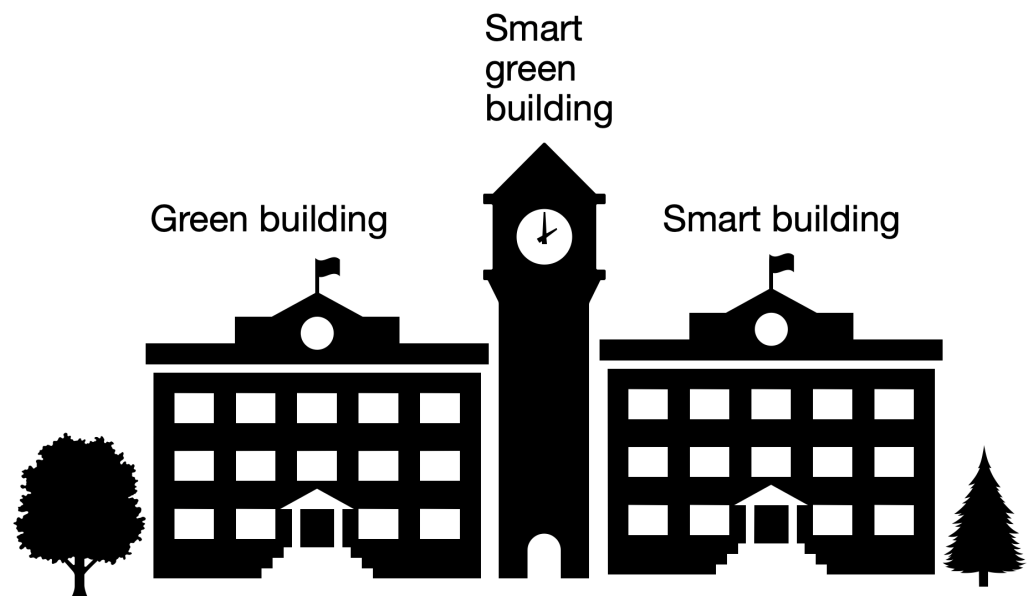
A significant percentage of building heating and cooling systems have suboptimal efficiency. It was shown in [61] that over 80% of GHG emissions are from such systems. This necessitates examining the energy demands associated with HVAC systems, as well as the heating and lighting requirements [61,62]. Thermostatically controlled loads (TCLs) including air conditioners, hot water storage tanks [63], and water heaters have emerged as promising and adaptable resources to meet energy demands. TCLs are flexible loads (FLs) that can be used to reduce the effects of power consumption fluctuations on thermal generators [64].

Technologies such as traditional and pulsating heat pipes have been shown to improve the energy efficiency of HVAC systems [65] via efficient heat exchange [66]. Pulsating heat pipes provide high thermal conductivity and can rapidly and efficiently cool building components [65,67]. Heat pipes are an important component of building heating and cooling systems to improve energy conservation and reduce GHG emissions.



### 3.5.2. Component Integration with SGB Technologies

Figure 5 illustrates the SGB concept, which includes sustainable site practices, water-efficiency measures, energy and atmospheric considerations, material and resource strategies, indoor environment quality enhancements, and innovative design processes. The SB concept includes the Voice over Internet Protocol (VoIP), data networks, video-distribution mechanisms, wireless systems, robust cabling infrastructure, HVAC control systems, power management solutions, programmable elements, lighting controls, and comprehensive facility management. The shared traits are energy optimization, enhanced performance, supplementary commissioning, precise measurement and verification, carbon dioxide monitoring, adaptable system control, and continuous monitoring. They allow SGBs to attain energy savings, reduce their environmental impact, and provide healthier and more comfortable living and working environments for occupants.



**Figure 5.** Smart green building (SGB) characteristics [17].

FLs can be used to mitigate the challenges associated with DR. They allow power consumption management within designated time intervals [63,64]. Moreover, TCLs can be used to reduce energy consumption during peak periods. This is important as electricity consumption within MBs is projected to outpace the growth in energy generation, thereby increasing the discrepancy between supply and demand [68]. To address this problem, RESs and MGs have emerged as solutions to improve local reliability, energy management [69], and network efficiency [70]. Amir et al. [71] examined the integration of SBs and GBs. SBs were shown to be well suited to improving energy efficiency in [70]. The International Data Corporation (IDC) has reported an increase in the number of SBs from 6.3 billion in 2014 to 17.4 billion in 2019 [71]. System automation and control in SBs can lower life-cycle expenses [72,73], and distributed energy resources (DERs) and MGs can be used to satisfy user needs via energy-management tools. SB lighting solutions have been shown to reduce energy consumption by 50% [72,73].

GBs and SBs are complementary components of SGBs [55]. SBs improve the performance of GBs while GBs improve the intelligence of SBs. GBs represent a holistic approach to constructing and operating environmentally conscious and resource-efficient structures, encompassing all stages from siting and design to construction, operation, maintenance, renovation, and eventual deconstruction. This augments the traditional focus on economic viability, utility, durability, and comfort within buildings [70,74]. The BMS is a key component of SBs and GBs. It was shown to provide up to 30% energy savings by

monitoring, measuring, and optimizing building performance [70,72]. The BMS controls diverse functions including HVAC systems, chillers, and lighting management [72,73].

### 3.6. DP in MBs

Efforts to address the challenges with MBs center around effective management of power supply and consumption using techniques such as peak shaving, load reduction, DP, and efficiency models [75–77]. Numerous methods have been proposed for SGBs and MG systems [1,78]. Mohammed et al. [79] considered mixed-integer linear programming (MILP) for economic dispatch (ED) with grid-connected MGs to reduce operational costs and thermal energy usage. Smith et al. [80] used DP to improve the efficiency and performance of multi-carrier MG systems. A multi-carrier MG system provides more flexible, efficient, and intelligent energy management to lower costs and decrease thermal energy consumption. Kamal et al. [81] used MGs to optimize distribution network energy management. These approaches employ mechanisms such as DR, load shifting, energy storage, grid integration, predictive maintenance, and renewable energy integration.

Multiple MGs have been used to enhance system operation and reliability via improved energy consumption decision making [82,83]. In [8,9,76], SGBs were shown to improve energy efficiency and performance while reducing energy consumption. Homaei et al. [84] considered robust high-performance building designs in smart cities considering climate and occupant uncertainties. An energy-management system using an aggregator, MILP model predictive control (MPC), and Q-learning for an SB was proposed in [85] considering uncertainties in real-time data.

Wang et al. [27] employed a homogeneous ensemble prediction model for energy demand in an institutional building. Ding et al. [86] used a model to analyze the energy consumption in GBs in China by leveraging payment data. Load prediction for GBs was investigated in [87]. Historical data were used in an energy management system (EMS) to improve performance considering energy storage. Masburah et al. [88] estimated real-time uncertainty in building loads using Gaussian process (GP) learning. GBs with MGs were examined in an ED context.

### Analytic Hierarchy Process (AHP)

The analytic hierarchy process (AHP) [89] has emerged as an invaluable tool in understanding the impact of SGB innovations, particularly in the context of decision making. Gluszak et al. [72] studied the impact of SGB innovation on real estate markets using the AHP [90]. This shows the AHP method is relevant for DP in MBs. The prediction accuracy is based on three factors: the prediction method, the data quality, and the amount of data. A suitable prediction method combined with sufficient high-quality data can yield precise and dependable building performance prediction, including energy consumption for heating and cooling. The AHP is important as it aids in the assessment and prioritization of these factors, enabling more informed and effective decision making.

### 3.7. ML Methods Applied in MBs

ML methods such as ANN and RNN, and DL models such as unidirectional long short-term memory (ULSTM) and bidirectional LSTM, have been used for energy DP to improve the accuracy, robustness, and efficiency of MB modeling [9,27,67,77,91–94]. In [93], Olu-Ajayi et al. considered ANN, RL, and decision algorithms for energy storage, cost reduction, management, and DP. RNNs, ULSTMs, and bidirectional LSTMs were used in hybrid DL models to forecast energy demand in [68]. It was shown that bidirectional LSTMs can effectively capture energy consumption patterns in SGBs.

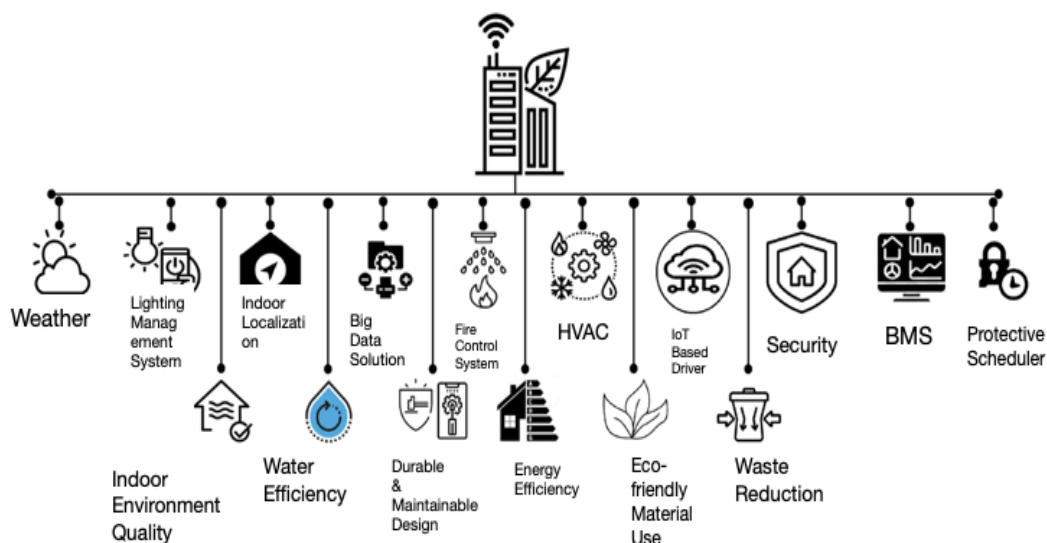


**Table 3.** Comparison of ML Methods.

| ML Methods                                   | Reference | Year | Model Components                      | Objectives  |
|--|-----------|------|---------------------------------------|---|
| BR, LM, ANN                                  | [8]       | 2019 | SCRB                                  | Building energy forecasting using an NN model   |
| RT   | [17]      | 2019 | SBRS                                  | Hybrid ML model based on ARIMA, logistic regression, and ANN for peak load forecasting during a day |
| Extreme GB, Bayesian optimization            | [19]      | 2023 | RES, PV direct-driven air-conditioner | Real-time energy DP   |
| EBT  | [27]      | 2018 | BMS                                   | Stability and prediction  |
| SVM, MLP, CNN, DT, RF                        | [28]      | 2018 | Autonomous car                        | Road image recognition  |
| ADWIN, FSA, DDM                              | [99]      | 2020 | RB                                    | Automated modeling of residential appliances and agents   |
| ANN  | [30]      | 2020 | Bicycle sharing station               | Hybrid ML for bicycle sharing DR  |
| Online algorithms                            | [63]      | 2017 | HVAC system in an SB                  | Real-time occupancy for building automation   |
| Hybrid DL                                    | [66]      | 2014 | SGB                                   | Grid frequency regulation in a commercial building  |
| Two-stage robust optimization                | [77]      | 2018 | DER, NMG                              | Improving power system resilience   |
| MPC, Q-learning                              | [85]      | 2022 | ESS, Aggregator, SB                   | Energy management of residential resources including TCLs, PV systems, and EVs                      |
| ANN, RL                                      | [92]      | 2021 | SS, HEMS, RES                         | Reducing energy cost, customer dissatisfaction, and grid overloading                                |
| ANN, GB, DNN, RF, Stacking, KNN, SVM, DT, LR | [93]      | 2022 | RB                                    | Predicting annual building energy consumption   |
| RL   | [95]      | 2020 | SH                                    | Adaptive home automation for energy DP  |
| RL, ANN                                      | [96]      | 2019 | HEMS                                  | Hour-ahead DR   |
| CNN, ANN                                     | [98]      | 2017 | RB                                    | Energy load forecasting   |
| Hybrid models                                | [100]     | 2019 | DER, MG                               | Energy system analysis using a taxonomy of models and applications                                  |

**Table 4.** ML in MBs.

| Reference | Applications              | Objectives  | Year |
|-----------|---------------------------|---|------|
| [1]       | RBs                       | Net-zero-energy building optimization and design    | 2021 |
| [19]      | SBs, SGs                  | DP analysis and optimization with a hybrid ML model | 2023 |
| [43]      | SBs, SGs                  | Load forecasting with a hybrid ML model             | 2017 |
| [59]      | SBs, smart cities         | Energy savings and efficiency                       | 2020 |
| [73]      | SBs                       | ML method and big data analytics evaluation         | 2019 |
| [88]      | SGBs                      | Analysis of SUB features, e.g., automation          | 2019 |
| [97]      | Buildings                 | Building energy use forecasting using NNs           | 2019 |
| [100]     | Energy systems            | ML models for energy systems and their applications | 2019 |
| [101]     | SBs                       | Crowdsourcing for fault detection                   | 2017 |
| [102]     | SBs                       | HEMS for energy reduction                           | 2018 |
| [103]     | Mobile multimedia         | Soft/hard frameworks                                | 2017 |
| [104]     | Non-residential buildings | Energy analysis and optimization                    | 2017 |
| [105]     | Commercial buildings      | Electricity load forecasting                        | 2017 |
| [106]     | GBs                       | Construction cost prediction                        | 2022 |
| [107]     | SBs, smart cities         | Intelligent environment evaluation                  | 2018 |
| [108]     | SBs                       | DRL for energy management                           | 2021 |
| [109]     | SB control                | RL for energy and security control                  | 2020 |
| This work | MBs, energy systems       | ML method evaluation                                | 2023 |



**Figure 6.** Artificial intelligence (AI) system components in modern buildings (MBs) [44,75].

### 3.8. Materials and Technologies for Energy Efficient Buildings

The selection of appropriate materials and technologies is important for sustainable and energy-efficient building design [110]. Innovative solutions are required to reduce energy consumption and the environmental impact. Hybrid multiple-criteria decision making (MCDM) [111] has been shown to be an effective methodology for assessing and selecting materials that align with energy efficiency objectives. It combines decision-making techniques to evaluate multiple criteria and the tradeoffs in material selection. MCDM provides a systematic framework to prioritize materials based on factors such as thermal performance, durability, cost-effectiveness, and environmental sustainability. In [112], a hybrid MCDM model was proposed to evaluate polymeric materials for flexible pulsating heat pipes. This contributes to the use of energy-efficient building materials and technologies by providing valuable insights for architects, engineers, and stakeholders in the construction industry. Hybrid MCDM has also been employed with ML methods for building applications [110,111,113].

- **Model**  
ML offers a variety of models for SB tasks such as DP, energy optimization, and fault detection. Hybrid MCDM can be used to evaluate ML models and select the most appropriate one for a building-related task based on criteria such as accuracy, interpretability, computational cost, and available data.
- **Feature Selection**  
Feature engineering and selection are crucial in building ML models. Hybrid MCDM can help choose the best set of features (variables) for a prediction or optimization task in a building context. This can lead to more efficient and accurate models.
- **Algorithm Tuning**  
ML algorithms have hyperparameters that need to be tuned for optimal performance. Hybrid MCDM can aid in selecting the best hyperparameter values considering the performance metrics and constraints specific to building applications.
- **Data Preprocessing**  
Building datasets can be complex with various types of data, e.g., sensor, weather, and occupancy data. Hybrid MCDM can guide decisions on data preprocessing such as handling missing data, data scaling, and outlier detection to ensure high-quality data for ML models.
- **Ensemble Methods**  
Ensemble ML models are often employed to improve prediction performance. Hybrid

MCDM can be used to determine the best ensembles considering the strengths and weaknesses of individual models.

- **Model Evaluation**  
Hybrid MCDM can assist in evaluating the performance of ML models. This includes the selection of appropriate evaluation metrics, e.g., MAE, RMSE, and F1-score, and weighting them based on their importance in the context of building applications.
- **Risk Assessment**  
In building management, there may be risks associated with ML approaches. Hybrid MCDM can help in assessing these risks and making decisions that balance factors such as accuracy, robustness, and potential negative impacts.
- **Energy Optimization**  
ML is commonly used for energy optimization in SBs. Hybrid MCDM can assist in choosing the right ML methods to optimize energy consumption considering factors such as building type, occupancy patterns, and available technologies.

In summary, hybrid MCDM can enhance the use of ML methods in building-related tasks by assisting in model and feature selection, algorithm tuning, and evaluation. This will help ensure that ML solutions are tailored to the specific requirements and constraints of SB applications, leading to more effective and efficient building management.

### 3.9. Datasets

It has been demonstrated that model accuracy depends on the method employed as well as data quality and quantity [97]. Thus, the availability of real historical datasets is important for effective building models. In [68], hybrid ML methods were used with two real energy consumption datasets to forecast energy consumption in SBs considering the appliances. ML was employed in a real hospital dataset in [49] for prediction and treatment purposes. In [9], a one-year real historical dataset with hourly measurements of occupancy profiles, solar gains through glazing, outdoor dry-bulb temperatures, and heating and cooling fluid temperatures was considered.

## 4. Conclusions

This paper examined ML methods for energy management prediction in modern buildings (MBs). It was observed that hybrid and ensemble ML methods such as support vector machines (SVM) combined with random forest (RF) outperform single prediction models. In particular, hybrid ML models can achieve up to 15% higher accuracy in energy consumption prediction than single ML models. The results presented show that ML methods can be used for accurate and efficient energy management in MBs. Furthermore, incorporating additional attributes in the dataset can improve energy prediction accuracy and efficiency.

**Author Contributions:** Conception and design, S.M.M., T.A.G. and I.T.C.; preparation and analysis, S.M.M., I.T.C. and T.A.G.; writing—original draft, T.A.G., S.M.M. and I.T.C.; writing—review and editing, T.A.G., S.M.M. and I.T.C.; supervision, T.A.G. All authors have read and agreed to the published version of the manuscript.

**Funding:** This research received no external funding.

**Institutional Review Board Statement:** Not applicable.

**Informed Consent Statement:** Not applicable.

**Data Availability Statement:** Not applicable.

**Conflicts of Interest:** The authors declare no conflicts of interest.

## Abbreviations

The following abbreviations are used in this manuscript.

|       |  |
|-------|--|
| ADWIN | Adaptive Windowing                                     |
| AI    | Artificial Intelligence                                |
| AHP   | Analytic Hierarchy Process                             |
| ALPLA | Adaptive and Lightweight Physical Layer Authentication |
| ANFIS | Adaptive Neuro-Fuzzy Inference System                  |
| ANN   | Artificial Neural Network                              |
| ARIMA | Auto-Regressive Integrated Moving Average              |
| ARMA  | Auto-Regressive Moving Average                         |
| BMS   | Building Management System                             |
| BP    | Back Propagation                                       |
| BR    | Bayesian Regularization                                |
| CART  | Classification And Regression Tree                     |
| CNN   | Convolutional Neural Network                           |
| CV    | Cross-Validation                                       |
| DDM   | Drift Detection Method                                 |
| DER   | Distributed Energy Resource                            |
| DNN   | Deep Neural Network                                    |
| DP    | Demand Prediction                                      |
| DRL   | Deep Reinforcement Learning                            |
| DT    | Decision Tree  |
| DTR   | Decision Tree Regression                               |
| EBTs  | Ensemble Bagging Trees                                 |
| EC    | European Commission                                    |
| EV    | Electric Vehicle                                       |
| EU    | European Union   |
| ED    | Economic Dispatch                                      |
| EMS   | Energy-Management System                               |
| ESN   | Echo State Network                                     |
| ESS   | Energy Storage System                                  |
| FL    | Flexible Load  |
| FSA   | Fish Swarm Algorithm                                   |
| GA    | Genetic Algorithm                                      |
| GB    | Green Building   |
| GDP   | Gross Domestic Product                                 |
| GHG   | Greenhouse Gas   |
| GP    | Gaussian Process                                       |
| GRU   | Gated Recurrent Unit                                   |
| HEC   | Hone Energy Calculator                                 |
| HEMS  | Home Energy-Management System                          |
| HVAC  | Heating, Ventilating, and Air-Conditioning             |
| IDC   | International Data Corporation                         |
| IoTs  | Internet of Things                                     |
| KNN   | K Nearest Neighbors                                    |
| LASSO | Least Absolute Shrinkage and Selection Operator        |
| LM    | Levenberg–Marquardt                                    |
| LR    | Linear Regression                                      |
| LSTM  | Long Short-Term Memory                                 |
| MAE   | Mean Absolute Error                                    |
| MB    | Modern Building  |

|       |   |
|-------|---|
| MCDM  | Multiple Criteria Decision Making         |
| MDP   | Markov Decision Process                   |
| MG    | Micro-Grid                                |
| MILP  | Mixed-Integer Linear Programming          |
| MLP   | Multi-Layer Perceptron                    |
| ML    | Machine Learning                          |
| MSE   | Mean Squared Error                        |
| MSVM  | Multi-output SVM                          |
| MPC   | Model Predictive Control                  |
| MTL   | Multi-Task Learning                       |
| MWD   | Multi-resolution Wavelet Decomposition    |
| NLP   | Natural Language Processing               |
| NMG   | Networked Micro-Grid                      |
| NN    | Neural Network                            |
| NNR   | Neural Network Regression                 |
| NSOB  | Non-Stationary Operated Building          |
| NZEB  | Nearly Zero-Energy Building               |
| PCA   | Principal Component Analysis              |
| PSO   | Particle Swarm Optimization               |
| PV    | Photovoltaic                              |
| RB    | Residential Building                      |
| RES   | Renewable Energy Resource                 |
| RF    | Random Forest                             |
| RL    | Reinforcement Learning                    |
| RMSE  | Root Mean Squared Error                   |
| RNN   | Recurrent Neural Network                  |
| RR    | Ridge Regression                          |
| RT    | Regression Tree                           |
| SB    | Smart Building                            |
| SBEM  | Smart Building Energy Management          |
| SBRS  | Smart Building for Residential Sector     |
| SCRB  | Smart Commercial and Residential Building |
| SG    | Smart Grid                                |
| SGB   | Smart Green Building                      |
| SH    | Smart Home                                |
| SL    | Supervised Learning                       |
| SS    | Storage System                            |
| SUB   | Sustainable Building                      |
| SVD   | Singular Value Decomposition              |
| SVM   | Support Vector Machine                    |
| SVR   | Support Vector Regression                 |
| TCL   | Thermostatically Controlled Load          |
| UL    | Unsupervised Learning                     |
| ULSTM | Unidirectional Long Short Term Memory     |
| VoIP  | Voice over Internet Protocol              |
| WD    | Wavelet Decomposition                     |

## References

1. Omrany, H.; Soebarto, V.; Ghaffarianhoseini, A. Rethinking the concept of building energy rating system in Australia: A pathway to life-cycle net-zero energy building design. *Archit. Sci. Rev.* **2022**, *65*, 42–56. [[CrossRef](#)]
2. Moran, P.; O’Connell, J.; Gotggins, J. Sustainable energy efficiency retrofits as residential buildings move towards nearly zero energy building (NZEB) standards. *Energy Build.* **2020**, *211*, 109816. [[CrossRef](#)]
3. Yang, L.; Yan, H.; Lam, J.C. Thermal comfort and building energy consumption implications—A review. *Appl. Energy* **2013**, *115*, 164–173. [[CrossRef](#)]



4. Spence, A.; Leygue, C.; Bedwell, B.; O'Malley, C. Engaging with energy reduction: Does a climate change frame have the potential for achieving broader sustainable behaviour? *J. Environ. Psychol.* **2014**, *38*, 17–28. [[CrossRef](#)]
5. Vepsäläinen, J.; Otto, K.; Lajunen, A.; Tammi, K. Computationally efficient model for energy demand prediction of electric city bus in varying operating conditions. *Energy* **2019**, *169*, 433–443. [[CrossRef](#)]
6. Hameri, A.-P.; Heikkilä, J. Improving efficiency: Time-critical interfacing of project tasks. *Int. J. Proj. Manag.* **2002**, *20*, 143–153. [[CrossRef](#)]
7. Blok, K. Improving energy efficiency by five percent and more per year? *J. Ind. Ecol.* **2004**, *8*, 87–99. [[CrossRef](#)]
8. Dagdougui, H.; Bagheri, F.; Le, H.; Dessaint, L. Neural network model for short-term and very-short-term load forecasting in district buildings. *Energy Build.* **2019**, *203*, 109408. [[CrossRef](#)]
9. Godinho, X.; Bernardo, H.; Oliveira, F.T.; Sousa, J.C. Forecasting heating and cooling energy demand in an office building using machine learning methods. In Proceedings of the International Young Engineers Forum, Costa da Caparica, Portugal, 3 July 2020.
10. Xue, M.; Zhu, C. A study and application on machine learning of artificial intelligence. In Proceedings of the International Joint Conference on Artificial Intelligence, Hainan, China, 25–26 April 2009.
11. Akkiraju, R.; Sinha, V.; Xu, A.; Mahmud, J.; Gundecha, P.; Liu, Z.; Liu, X.; Schumacher, J. Characterizing machine learning processes: A maturity framework. In Proceedings of the Business Process Management, Seville, Spain, 13–18 September 2020.
12. Welte, R.; Estler, M.; Lucke, D. A method for implementation of machine learning solutions for predictive maintenance in small and medium sized enterprises. *Procedia CIRP* **2020**, *93*, 909–914. [[CrossRef](#)]
13. Sultana, J.; Singha, A.K.; Siddiqui, S.T.; Nagalaxmi, G.; Sriram, A.K.; Pathak, N. COVID-19 pandemic prediction and forecasting using machine learning classifiers. *Intell. Autom. Soft Comput.* **2022**, *32*, 1007–1024. [[CrossRef](#)]
14. Aneeqe, A.M.; Alghassab, M.; Ullah, K.; Khan, Z.A.; Lu, Y.; Imran, M. A review of electricity demand forecasting in low and middle income countries: The demand determinants and horizons. *Sustainability* **2020**, *12*, 5931.
15. Ahmad, N.; Ghadi, Y.; Adnan, M.; Ali, M. Load forecasting techniques for the power system: Research challenges and survey. *IEEE Access* **2022**, *10*, 71054–71090. [[CrossRef](#)]
16. Dhanalaxmi, B. Machine learning and its emergence in the modern world and its contribution to artificial intelligence. In Proceedings of the International Conference for Emerging Technology, Belgaum, India, 5–7 June 2020.
17. Saxena, H.; Aponte, O.; McConky, K.T. A hybrid machine learning model for forecasting a billing period's peak electric load days. *Int. J. Forecast.* **2019**, *35*, 1288–1303. [[CrossRef](#)]
18. Sinopoli, J. How do smart buildings make a building green? *Energy Eng.* **2008**, *105*, 17–22. [[CrossRef](#)]
19. Lu, C.; Li, S.; Gu, J.; Lu, W.; Olofsson, T.; Ma, J. A hybrid ensemble learning framework for zero-energy potential prediction of photovoltaic direct-driven air conditioners. *J. Build. Eng.* **2023**, *64*, 105602. [[CrossRef](#)]
20. Cunkas, M.; Altun, A. Long term electricity demand forecasting in Turkey using artificial neural networks. *Energy Sources Part Econ. Plan. Policy* **2010**, *5*, 279–289. [[CrossRef](#)]
21. Zahedi, G.; Azizi, S.; Bahadori, A.; Elkamel, A.; Wan Alwi, S.R. Electricity demand estimation using an adaptive neuro-fuzzy network: A case study from the Ontario province—Canada. *Energy* **2013**, *49*, 323–328. [[CrossRef](#)]
22. Chen, J.; Lo, S.; Do, Q.H. Forecasting monthly electricity demands: An application of neural networks trained by heuristic algorithms. *Information* **2017**, *8*, 31. [[CrossRef](#)]
23. Anand, A.; Suganthi, L. Hybrid GA-PSO optimization of artificial neural network for forecasting electricity demand. *Energies* **2018**, *11*, 728. [[CrossRef](#)]
24. Chen, Y.; Tan, H. Short-term prediction of electric demand in building sector via hybrid support vector regression. *Appl. Energy* **2017**, *204*, 1363–1374. [[CrossRef](#)]
25. Shen, W.; Babushkin, V.; Aung, Z.; Woon, W.L. An ensemble model for day-ahead electricity demand time series forecasting. In Proceedings of the International Conference on Future Energy Systems, Berkeley, CA, USA, 21–24 May 2013.
26. Burger, E.M.; Moura, S.J. Gated ensemble learning method for demand-side electricity load forecasting. *Energy Build.* **2015**, *109*, 23–34. [[CrossRef](#)]
27. Wang, Z.; Wang, Y.; Srinivasan, R.S. A novel ensemble learning approach to support building energy use prediction. *Energy Build.* **2018**, *159*, 109–122. [[CrossRef](#)]
28. Thammachantuek, I.; Kosolsombat, S.; Ketcham, M. Comparison of machine learning algorithm's performance based on decision making in autonomous car. In Proceedings of the International Joint Symposium on Artificial Intelligence and Natural Language Processing, Pattaya, Thailand, 15–17 November 2018.
29. Štubňová, M.; Urbaníková, M.; Hudáková, J.; Papcunová, V. Estimation of residential property market price: Comparison of artificial neural networks and hedonic pricing model. *Emerg. Sci. J.* **2020**, *4*, 530–538. [[CrossRef](#)]
30. Xu, T.; Han, G.; Qi, X.; Du, J.; Lin, C.; Shu, L. A hybrid machine learning model for demand prediction of edge-computing-based bike-sharing system using internet of things. *IEEE Internet Things J.* **2020**, *7*, 7345–7356. [[CrossRef](#)]
31. Amasyali, K.; El-Gohary, N.M. A review of data-driven building energy consumption prediction studies. *Renew. Sustain. Energy Rev.* **2018**, *81*, 1192–1205. [[CrossRef](#)]
32. Johannesen, N.J.; Kolhe, M.; Goodwin, M. Relative evaluation of regression tools for urban area electrical energy demand forecasting. *J. Clean. Prod.* **2019**, *218*, 555–564. [[CrossRef](#)]
33. Alfares, H.K.; Nazeeruddin, M. Electric load forecasting: Literature survey and classification of methods. *Int. J. Syst. Sci.* **2002**, *33*, 23–34. [[CrossRef](#)]

34. Li, D.; Tang, Y.; Chen, Q. Multi-mode traffic demand analysis based on multi-source transportation data. *IEEE Access* **2020**, *8*, 65005–65019. [[CrossRef](#)]
35. Zhou, Y.; Chang, F.J.; Chang, L.C.; Kao, I.F.; Wang, Y.S.; Kang, C.C. Multi-output support vector machine for regional multi-step-ahead PM<sub>2.5</sub> forecasting. *Sci. Total Environ.* **2019**, *651*, 230–240. [[CrossRef](#)]
36. Chouikhi, N.; Ammar, B.; Rokbani, N.; Alimi, A.M. PSO-based analysis of echo state network parameters for time series forecasting. *Appl. Soft Comput.* **2017**, *55*, 211–225. [[CrossRef](#)]
37. Moghimi, S.M.; Shariatmadar, S.M.; Dashti, R. Stability analysis of the micro-grid operation in micro-grid mode based on particle swarm optimization (PSO) including model information. *Phys. Sci. Int. J.* **2016**, *10*, PSIJ.24425. [[CrossRef](#)]
38. Buddhahai, B.; Wongseeree, W.; Rakkwamsuk, P. An energy prediction approach for a nonintrusive load monitoring in home appliances. *IEEE Trans. Consum. Electron.* **2019**, *66*, 96–105. [[CrossRef](#)]
39. Ahmadzadeh, S.; Parr, G.; Zhao, W. A review on communication aspects of demand response management for future 5G IoT-based smart grids. *IEEE Access* **2021**, *9*, 77555–77571. [[CrossRef](#)]
40. Junior, W.; Oliveira, E.; Santos, A.; Dias, K. A context-sensitive offloading system using machine-learning classification algorithms for mobile cloud environment. *Future Gener. Comput. Syst.* **2019**, *90*, 503–520. [[CrossRef](#)]
41. Abdrabou, M.; Gulliver, T.A. Adaptive physical layer authentication using machine learning with antenna diversity. *IEEE Trans. Commun.* **2022**, *70*, 6604–6614. [[CrossRef](#)]
42. Ahammed, M.T.; Khan, I. Ensuring power quality and demand-side management through IoT-based smart meters in a developing country. *Energy* **2022**, *250*, 123747. [[CrossRef](#)]
43. Al Mamun, A.; Sohel, M.; Mohammad, N.; Sunny, M.S.H.; Dipta, D.R.; Hossain, E. A comprehensive review of the load forecasting techniques using single and hybrid predictive models. *IEEE Access* **2020**, *8*, 134911–134939. [[CrossRef](#)]
44. Queen, H.J.; Jayakumar, J.; Deepika, T.J.; Babu, K.V.S.M.; Thota, S.P. Machine learning-based predictive techno-economic analysis of power system. *IEEE Access* **2021**, *9*, 123504–123516. [[CrossRef](#)]
45. Zhang, Y.; Xu, Y.; Dong, Z.Y.; Zhang, R. A hierarchical self-adaptive data-analytics method for real-time power system short-term voltage stability assessment. *IEEE Trans. Ind. Inform.* **2018**, *15*, 74–84. [[CrossRef](#)]
46. Luque, J.; Personal, E.; Garcia-Delgado, A.; Leon, C. Monthly electricity demand patterns and their relationship with the economic sector and geographic location. *IEEE Access* **2021**, *9*, 86254–86267. [[CrossRef](#)]
47. Ahmad, T.; Chen, H.; Guo, Y.; Wang, J. A comprehensive overview on the data driven and large scale based approaches for forecasting of building energy demand: A review. *Energy Build.* **2018**, *165*, 301–320. [[CrossRef](#)]
48. Shahriar, S. Al-Ali, A.R.; Osman, A.H.; Dhou, S.; Nijim, M. Prediction of EV charging behavior using machine learning. *IEEE Access* **2021**, *9*, 111576–111586. [[CrossRef](#)]
49. Khan, M.A.; Saqib, S.; Alyas, T.; Rehman, A.U.; Saeed, Y.; Zeb, A.; Zareei, M.; Mohamed, E.M. Effective demand forecasting model using business intelligence empowered with machine learning. *IEEE Access* **2020**, *8*, 116013–116023. [[CrossRef](#)]
50. Sajjad, M.; Khan, Z.A.; Ullah, A.; Hussain, T.; Ullah, W.; Lee, M.Y.; Baik, S.W. A novel CNN-GRU-based hybrid approach for short-term residential load forecasting. *IEEE Access* **2020**, *8*, 143759–143768. [[CrossRef](#)]
51. Pablo, C.; González-Briones, A.; Rodríguez, S.; Corchado, J.M. Tendencies of technologies and platforms in smart cities: A state-of-the-art review. *Wirel. Commun. Mob. Comput.* **2018**, *2018*, 3086854.
52. Osama, O. Intelligent building, definitions, factors and evaluation criteria of selection. *Alex. Eng. J.* **2018**, *57*, 2903–2910.
53. Mengda, J.; Komeily, A.; Wang, Y.; Srinivasan, R.S. Adopting internet of things for the development of smart buildings: A review of enabling technologies and applications. *Autom. Constr.* **2019**, *101*, 111–126.
54. Charles, W.; Hargreaves, T.; Hauxwell-Baldwin, R. Benefits and risks of smart home technologies. *Energy Policy* **2017**, *103*, 72–83.
55. Pramanik, P.K.D.; Mukherjee, B.; Pal, S.; Pal, T.; Singh, S.P.; Rameshwar, R.; Solanki, A.; Nayyar, A.; Mahapatra, B. Green Smart Building: Requisites, Architecture, Challenges, and Use Cases. In *Research Anthology on Environmental and Societal Well-Being Considerations in Buildings and Architecture*; Book Green and Smart Buildings: A Key to Sustainable Global Solutions; Al-Zubi, J., Hachimi, H., Jain, D.K., Kumar, A., Kumar, E., Liu, H.C.M., Paul, A., Peng, S.L., Poonia, S., Sangwan, O.P., et al., Eds.; Green Building Management and Smart Automation; IGI Global: Hershey, PA, USA, 2020; Chapter 2; pp. 25–72.
56. Mohsin, M.; Hanif, I.; Taghizadeh-Hesary, F.; Abbas, Q.; Iqbal, W. Nexus between energy efficiency and electricity reforms: A DEA-based way forward for clean power development. *Energy Policy* **2021**, *149*, 112052. [[CrossRef](#)]
57. Chen, C.; Hu, Y.; Karuppiah, M.; Kumar, P.M. Artificial intelligence on economic evaluation of energy efficiency and renewable energy technologies. *Sustain. Energy Technol. Assess* **2021**, *47*, 101358. [[CrossRef](#)]
58. Sikkema, R.; Proskurina, S.; Banja, M.; Vakkilainen, E. How can solid biomass contribute to the EU's renewable energy targets in 2020, 2030 and what are the GHG drivers and safeguards in energy-and forestry sectors? *Renew. Energy* **2021**, *165*, 758–772. [[CrossRef](#)]
59. Fokaides, P.A.; Panteli, C.; Panayidou, A. How are the smart readiness indicators expected to affect the energy performance of buildings: First evidence and perspectives. *Sustainability* **2020**, *12*, 9496. [[CrossRef](#)]
60. Zhang, J.; Patwary, A.K.; Sun, H.; Raza, M.; Taghizadeh-Hesary, F.; Iram, R. Measuring energy and environmental efficiency interactions towards CO<sub>2</sub> emissions reduction without slowing economic growth in central and western Europe. *J. Environ. Manag.* **2021**, *279*, 111704. [[CrossRef](#)] [[PubMed](#)]
61. Ma, J.; Du, G.; Zhang, Z.K.; Wang, P.X.; Xie, B.C. Life cycle analysis of energy consumption and CO<sub>2</sub> emissions from a typical large office building in Tianjin, China. *Build. Environ.* **2017**, *117*, 36–48. [[CrossRef](#)]

62. Wang, C.; Xu, A.; Jiao, S.; Zhou, Z.; Zhang, D.; Liu, J.; Ling, J.; Gao, F.; Rameezdeen, R.; Wang, L.; et al. Environmental impact assessment of office building heating and cooling sources: A life cycle approach. *J. Clean. Prod.* **2020**, *261*, 121140. [[CrossRef](#)]
63. Aftab, M.; Chen, C.; Chau, C.-K.; Rahwan, T. Automatic HVAC control with real-time occupancy recognition and simulation-guided model predictive control in low-cost embedded system. *Energy Build.* **2017**, *154*, 141–156. [[CrossRef](#)]
64. Meng, K.; Wang, D.; Dong, Z.Y.; Gao, X.; Zheng, Y.; Wong, K.P. Distributed control of thermostatically controlled loads in distribution network with high penetration of solar PV. *CSEE J. Power Energy Syst.* **2017**, *3*, 53–62. [[CrossRef](#)]
65. Reheem, Z.A.; Al-Mousawi, F.N.; Dhaidan, N.S.; Kokz, S.A. Advances in heat pipe technologies for different thermal systems applications: A review. *J. Therm. Anal. Calorim.* **2022**, *147*, 13011–13026. [[CrossRef](#)]
66. Kim, Y.J.; Norford, L.K.; Kirtley, J.L. Modeling and analysis of a variable speed heat pump for frequency regulation through direct load control. *IEEE Trans. Power Syst.* **2014**, *30*, 397–408. [[CrossRef](#)]
67. Lu, N.; Zhang, Y. Design considerations of a centralized load controller using thermostatically controlled appliances for continuous regulation reserves. *IEEE Trans. Smart Grid* **2012**, *4*, 914–921. [[CrossRef](#)]
68. Syed, D.; Abu-Rub, H.; Ghayeb, A.; Refaat, S.S. Household-level energy forecasting in smart buildings using a novel hybrid deep learning model. *IEEE Access* **2021**, *9*, 33498–33511. [[CrossRef](#)]
69. Moghimi, S.M.; Sarlak, G. Energy management optimizing in multi carrier energy systems considering net zero emission and CHP temperature effects. *Phys. Sci. Int. J.* **2016**, *10*, PSIJ.24779. [[CrossRef](#)]
70. Diyan, M.; Silva, B.N.; Han, K. A multi-objective approach for optimal energy management in smart home using the reinforcement learning. *Sensors* **2020**, *20*, 3450. [[CrossRef](#)] [[PubMed](#)]
71. Amir, V.; Jadid, S.; Ehsan, M. Probabilistic optimal power dispatch in multi-carrier networked microgrids under uncertainties. *Energies* **2017**, *10*, 1770. [[CrossRef](#)]
72. Gluszek, M.; Gawlik, R.; Zieba, M. Smart and green buildings features in the decision-making hierarchy of office space tenants: An analytic hierarchy process study. *Adm. Sci.* **2019**, *9*, 52. [[CrossRef](#)]
73. Qolomany, B.; Al-Fuqaha, A.; Gupta, A.; Benhaddou, D.; Alwajidi, S.; Qadir, J.; Fong, A.C. Leveraging machine learning and big data for smart buildings: A comprehensive survey. *IEEE Access* **2019**, *7*, 90316–90356. [[CrossRef](#)]
74. Gou, Z.; Prasad, D.; Lau, S.S.Y. Are green buildings more satisfactory and comfortable? *Habitat Int.* **2013**, *39*, 156–161. [[CrossRef](#)]
75. Shah, S.F.A.; Iqbal, M.; Aziz, Z.; Rana, T.A.; Khalid, A.; Cheah, Y.N.; Arif, M. The role of machine learning and the internet of things in smart buildings for energy efficiency. *Appl. Sci.* **2022**, *12*, 7882. [[CrossRef](#)]
76. Yu, B.; Sun, F.; Chen, C.; Fu, G.; Hu, L. Power demand response in the context of smart home application. *Energy* **2022**, *240*, 122774. [[CrossRef](#)]
77. Zhao, Y.I.; Yu, J.; Ban, M.; Liu, Y.; Li, Z. Privacy-preserving economic dispatch for an active distribution network with multiple networked microgrids. *IEEE Access* **2018**, *6*, 38802–38819. [[CrossRef](#)]
78. Hussain, A.; Lee, J.-H.; Kim, H.M. An optimal energy management strategy for thermally networked microgrids in grid-connected mode. *Int. J. Smart Home* **2016**, *10*, 239–258. [[CrossRef](#)]
79. Mohamed, F.A.; Koivo, H.N. Online management of microGrid with battery storage using multiobjective optimization. In Proceedings of the International Conference on Power Engineering, Energy and Electrical Drives, Setubal, Portugal, 12–14 April 2007.
80. Smith, R.; Meng, K.; Dong, Z.; Simpson, R. Demand response: A strategy to address residential air-conditioning peak load in Australia. *J. Mod. Power Syst. Clean Energy* **2013**, *1*, 219–226. [[CrossRef](#)]
81. Kamal, F.; Chowdhury, B. Model predictive control and optimization of networked microgrids. *Int. J. Electr. Power Energy Syst.* **2022**, *138*, 107804. [[CrossRef](#)]
82. Su, W.; Wang, J.; Zhang, K.; Huang, A.Q. Model predictive control-based power dispatch for distribution system considering plug-in electric vehicle uncertainty. *Electr. Power Syst. Res.* **2014**, *106*, 29–35. [[CrossRef](#)]
83. Wouters, c.; Fraga, E.S.; James, A.M. An energy integrated, multi-microgrid, MILP (mixed-integer linear programming) approach for residential distributed energy system planning—A South Australian case-study. *Energy* **2015**, *85*, 30–44. [[CrossRef](#)]
84. Homaei, S.; Hamdy, M. A robustness-based decision making approach for multi-target high performance buildings under uncertain scenarios. *Appl. Energy* **2020**, *267*, 114868. [[CrossRef](#)]
85. Ojand, K.; Dagdougui, H. Q-learning-based model predictive control for energy management in residential aggregator. *IEEE Trans. Autom. Sci. Eng.* **2021**, *19*, 70–81. [[CrossRef](#)]
86. Ding, Z.; Chen, W.; Hu, T.; Xu, X. Evolutionary double attention-based long short-term memory model for building energy prediction: Case study of a green building. *Appl. Energy* **2021**, *288*, 116660. [[CrossRef](#)]
87. Chang, H.H.; Chiu, W.Y.; Hsieh, T.Y. Multipoint fuzzy prediction for load forecasting in green buildings. In Proceedings of the International Conference on Control, Automation and Systems, Gyeongju, Republic of Korea, 16–19 October 2016.
88. Masburah, R.; Jana, R.L.; Khan, A.; Xu, S.; Lan, S.; Dey, S.; Zhu, Q. Adaptive learning based building load prediction for microgrid economic dispatch. In Proceedings of the Design, Automation & Test in Europe Conference & Exhibition, Grenoble, France, 1–5 February 2021.
89. Darko, A.; Chan, A.P.C.; Ameyaw, E.E.; Owusu, E.K.; Pärn, E.; Edwards, D.J. Review of application of analytic hierarchy process (AHP) in construction. *Int. J. Constr. Manag.* **2019**, *19*, 436–452. [[CrossRef](#)]
90. Xu, S.; Sun, Y. Research on evaluation of green smart building based on improved AHP-FCE method. *Comput. Intell. Neurosci.* **2021**, *2021*, 2–10. [[CrossRef](#)]

91. Olu-Ajayi, R.; Alaka, H.; Sulaimon, I.; Sunmola, F.; Ajayi, S. Machine learning for energy performance prediction at the design stage of buildings. *Energy Sustain. Dev.* **2022**, *66*, 12–25. [[CrossRef](#)]
92. Ashenov, N.; Myrzaliyeva, M.; Mussakhanova, M.; Nunna, H.K. Dynamic cloud and ANN based home energy management system for end-users with smart-plugs and PV generation. In Proceedings of the IEEE Texas Power and Energy Conference, College Station, TX, USA, 2–5 February 2021.
93. Olu-Ajayi, R.; Alaka, H.; Sulaimon, I.; Sunmola, F.; Ajayi, S. Building energy consumption prediction for residential buildings using deep learning and other machine learning techniques. *J. Build. Eng.* **2022**, *45*, 103406. [[CrossRef](#)]
94. Saranya, K.; Jayanthi, S. An efficient AP-ANN-based multimethod fusion model to detect stress through EEG signal analysis. *Comput. Intell. Neurosci.* **2022**, *2022*, 7672297.
95. Peng, Z.; Li, X.; Yan, F. An adaptive deep learning model for smart home autonomous system. In Proceedings of the International Conference on Intelligent Transportation, Big Data and Smart City, Vientiane, Laos, 11–12 January 2020.
96. Lu, R.; Hong, S.H.; Yu, M. Demand response for home energy management using reinforcement learning and artificial neural network. *IEEE Trans. Smart Grid* **2019**, *10*, 6629–6639. [[CrossRef](#)]
97. Runge, J.; Zmeureanu, R. Forecasting energy use in buildings using artificial neural networks: A review. *Energies* **2019**, *12*, 3254. [[CrossRef](#)]
98. Amarasinghe, K.; Marino, D.L.; Manic, M. Deep neural networks for energy load forecasting. In Proceedings of the IEEE International Symposium on Industrial Electronics, Edinburgh, UK, 19–21 June 2017.
99. Toquica, D.; Agbossou, K.; Malhamé, R.; Henao, N.; Kelouwani, S.; Cardenas, A. Adaptive machine learning for automated modeling of residential prosumer agents. *Energies* **2020**, *13*, 2250. [[CrossRef](#)]
100. Mosavi, A.; Salimi, M.; Faizollahzadeh Ardabili, S.; Rabczuk, T.; Shamshirband, S.; Varkonyi-Koczy, A.R. State of the art of machine learning models in energy systems, a systematic review. *Energies* **2019**, *12*, 1301. [[CrossRef](#)]
101. Lazarova-Molnar, S.; Mohamed, N. A framework for collaborative cloud-based fault detection and diagnosis in smart buildings. In Proceedings of the International Conference on Modeling, Simulation, and Applied Optimization, Sharjah, United Arab Emirates, 4–6 April 2017.
102. Nilsson, A.; Wester, M.; Lazarevic, D.; Brandt, N. Smart homes, home energy management systems and real-time feedback: Lessons for influencing household energy consumption from a Swedish field study. *Energy Build.* **2018**, *179*, 15–25. [[CrossRef](#)]
103. Ota, K.; Dao, M.S.; Mezaris, V.; Natale, F.G.D. Deep learning for mobile multimedia: A survey. *ACM Trans. Multimed. Comput. Commun. Appl.* **2017**, *13*, 34. [[CrossRef](#)]
104. Miller, C.; Meggers, F. The building data genome project: An open, public data set from non-residential building electrical meters. *Energy Procedia* **2017**, *122*, 439–444. [[CrossRef](#)]
105. Yildiz, B.; Bilbao, J.I.; Sproul, A.B. A review and analysis of regression and machine learning models on commercial building electricity load forecasting. *Renew. Sustain. Energy Rev.* **2017**, *73*, 1104–1122. [[CrossRef](#)]
106. Alshboul, O.; Shehadeh, A.; Almasabha, G.; Almuflih, A.S. Extreme gradient boosting-based machine learning approach for green building cost prediction. *Sustainability* **2022**, *14*, 6651. [[CrossRef](#)]
107. Ghaffarianhoseini, A.; AlWaer, H.; Ghaffarianhoseini, A.; Clements-Croome, D.; Berardi, U.; Raahemifar, K.; Tookey, J. Intelligent or smart cities and buildings: A critical exposition and a way forward. *Intell. Build. Int.* **2018**, *10*, 122–129. [[CrossRef](#)]
108. Yu, L.; Qin, S.; Zhang, M.; Shen, C.; Jiang, T.; Guan, X. A review of deep reinforcement learning for smart building energy management. *IEEE Internet Things J.* **2021**, *8*, 12046–12063. [[CrossRef](#)]
109. Wang, Z.; Hong, T. Reinforcement learning for building controls: The opportunities and challenges. *Appl. Energy* **2020**, *269*, 115036. [[CrossRef](#)]
110. Mathiyazhagan, K.; Gnanavelbabu, A.; Lokesh Prabhuraj, B. A sustainable assessment model for material selection in construction industries perspective using hybrid MCDM approaches. *J. Adv. Manag. Res.* **2019**, *16*, 234–259. [[CrossRef](#)]
111. Aksakal, B.; Ulutaş, A.; Balo, F.; Karabasevic, D. A new hybrid MCDM model for insulation material evaluation for healthier environment. *Buildings* **2022**, *12*, 655. [[CrossRef](#)]
112. Ordu, M.; Der, O. Polymeric materials selection for flexible pulsating heat pipe manufacturing using a comparative hybrid MCDM approach. *Polymers* **2023**, *15*, 2933. [[CrossRef](#)]
113. Zolfani, S.H.; Pourhossein, M.; Yazdani, M.; Zavadskas, E.K. Evaluating construction projects of hotels based on environmental sustainability with MCDM framework. *Alex. Eng. J.* **2018**, *57*, 357–365. [[CrossRef](#)]

**Disclaimer/Publisher’s Note:** The statements, opinions and data contained in all publications are solely those of the individual author(s) and contributor(s) and not of MDPI and/or the editor(s). MDPI and/or the editor(s) disclaim responsibility for any injury to people or property resulting from any ideas, methods, instructions or products referred to in the content.