

## **Assessing the Potential of *Elaeis guineensis* Plantations for Carbon Sequestration and Fresh Fruit Bunch Yield in Coimbatore, Tamil Nadu**

**S. S. Rakesh<sup>1</sup>, V. Davamani<sup>1\*</sup>, K. Sara Parwin Banu<sup>1</sup>, S. Maragatham<sup>2</sup>,  
A. Lakshmanan<sup>3</sup>, E. Parameswari<sup>1</sup> and M. Velmurugan<sup>4</sup>**

<sup>1</sup>Department of Environmental Sciences, Tamil Nadu Agricultural University, Coimbatore-641003, India.

<sup>2</sup>Department of Soil Science and Agricultural Chemistry, Tamil Nadu Agricultural University, Coimbatore-641003, India.

<sup>3</sup>Department of Nano Science and Technology, Tamil Nadu Agricultural University, Coimbatore-641003, India.

<sup>4</sup>Department of Floriculture and Landscape Architecture, Tamil Nadu Agricultural University, Coimbatore-641003, India.

### **Authors' contributions**

This work was carried out in collaboration among all authors. Author SSR as a part of doctoral thesis under the guidance of authors KSPB and VD is responsible for preparation of manuscript, performed the statistical analysis and wrote the protocol and the first draft of the manuscript. Authors AL, SM, MV and EP provided technical guidance and assisted in statistical analysis. All authors read and approved the final manuscript.

### **Article Information**

DOI: 10.9734/CJAST/2020/v39i630562

Editor(s):

(1) Dr. Teresa De Pilli, University of Foggia, Italy.

Reviewers:

(1) Amos Fang Zeh, University of Buea, Cameroon.

(2) Aba-Toumou Lucie, University of Bangui, Central African Republic.

Complete Peer review History: <http://www.sdiarticle4.com/review-history/56260>

**Original Research Article**

**Received 08 February 2020**

**Accepted 14 April 2020**

**Published 18 April 2020**

### **ABSTRACT**

*Elaeis guineensis* is one of the potential carbon sequestering perennial crop by biological means. It has helped in the mitigating global warming and climatic fluctuations. The main objective of our study is to evacuate the hidden potential treasure of oil palm in carbon sequestration and vegetable oil yield. In this study we selected Tenera hybrids oil palm plantations in Coimbatore district of Tamil Nadu with standard management practices. It had been selected in the year 2019 and assessed for

\*Corresponding author: E-mail: vsdavamani@gmail.com;

carbon sequestration potential and Fresh fruit bunch yield by non-destructive carbon stock assessment methods and standard estate practices for harvest. In our study the carbon sequestration is higher in trunks found to be 15.3 t C/ha (tons carbon per hectare) in 5 years and 26.6 t C/ha in 10 years while roots sequestered carbon for about 4.0 t C/ha in 5 years and 6.93 t C/ha in 10 years plantations. The fronds sequesters about 1.39 t C/ha in 5 years and 2.1 t C/ha in 10 years oil palm plantations while the fresh fruit bunch yield in 5 years and 10 years plantations were found to be 7.60 t/ha/year (tons per hectare per year) and 12.31 t/ha/year respectively. The present study evidenced that the biomass production and fresh fruit bunch yield in oil palm proportionally increases with the age group.

This study holds that the higher biomass production which increases carbon sequestration and yields in oil palm helps in altering of the microclimate and to increase the economic benefits of farming communities.

**Keywords:** Oil palm; biomass; carbon sequestration; fresh fruit bunch yield.

## 1. INTRODUCTION

Oil palm (*Elaeis guineensis*) is one of the most important agricultural crops in the tropics currently the most valuable cash crop of the tropical world [1]. An oil palm tree produces 40 kg of oil a year, almost 5720 kg of oil per hectare [2]. Oil palm cultivation initially involves capital expenditure when compared to other annual crops such as paddy for the period of the first four years till yield. The biosphere may soon become a net source rather than a net sink of atmospheric carbon due to changes in climate [3]. Land conversion causes negative environmental impacts such as loss of natural vegetation, reduction in biodiversity, water pollution, and greenhouse gas emissions are critical issues in many oil palm plantations today [4]. In Indonesia, the oil palm plantations in 2015 reached up to 11.4 million hectares [5].

Moreover it sequesters carbon in the biomass and trunk which was equivalent to rainforests. Oil palm is one of the higher biomass and oil yielding crop per unit area than other oil seed crops which had been grown widely in Southeast Asia especially in Malaysia and Indonesia. In India oil palm estates extend up to 0.33 million hectares in Andhra Pradesh, Karnataka, Tamil Nadu and Kerala. In Tamil Nadu Oil palm growing districts are Tanjore, Nagapatinam, Cuddalore, Theni, Dindigul and Coimbatore for about 30,900 hectares with the annual production of 16,25,463 Metric tons of Fresh fruit bunches and 2,70,322 Metric tons of Crude Palm Oil [6]. The good management practices in oil palm plantation helps in obtaining potential yield and maximum biomass yield. Maximizing the biomass yield helps in the sequestration of CO<sub>2</sub> and proper management as biomass generation helps in the storage of carbon and other nutrients in the oil

palm estates. The management practices such as avoidance of biomass burning, mulching of fronds, returning of EFB to estates, Biochar production, precise fertilization and co-composting tends to be an effective way in buildup of transitory carbon pools. Terrestrial carbon sequestration is the carbon-storage approach which can be attained by planting perennial crops like oil palm to mitigate climate change and achieve enhanced terrestrial carbon pool. Enhanced biological storage of carbon has the potential to reduce atmospheric CO<sub>2</sub> considerably [7,8].

Sustainable intensification of oil palm can be achieved by higher net dry matter production and higher partitioning assimilates into fruit bunches [9]. The ratio of fruit bunch weight partitioning to the total aboveground dry matter production, the bunch index (BI), is an indicator for fruit production efficiency [10]. Comprehensive plantation carbon measurements are imperative to assess the long-term effects of plantation carbon balance on greenhouse gases in the atmosphere. It is currently unprecedented interest to explore the contribution of oil palm as a potential carbon sink. The oil palm stores approximately 90-96% of total annual dry production in the above-ground biomass as trunk, fronds, and bunches [11,12]. Maintenance is mainly by pruning of palms and continuous recycling of fronds contribute to annual dry matter production at approximately 10 Mg ha<sup>-1</sup> yr<sup>-1</sup> in the Ivory Coast [13]. The standing stock of palms provides a semi-permanent carbon pool, which, depending on the alternative land uses, would otherwise it enter into the atmosphere. Forest clearing contributes CO<sub>2</sub> to the atmosphere through combustion and decomposition of woody biomass. Over a 25-year typical oil palm plantation lifetime, intact

forest conversion is estimated to contribute net emissions of approximately 9–20 t C ha<sup>-1</sup> yr<sup>-1</sup> [14]. Carbon emissions disconnected from plantations either in time or space and remain unaccounted for by current research. Logging before land clearing for oil palm may contribute 30–60% of emissions from plantation development [15,14].

## 2. MATERIALS AND METHODS

The oil palm plantations of age group between 5 years and 10 years had been selected for the assessment of dry matter production, carbon stock in above and below ground biomass and Fresh fruit bunch yield in Coimbatore district.

### 2.1 Field Measurements and Estimating Dry Matter Production

The aboveground dry matter production (fruit bunch, frond, and trunk) and then biomass accumulation in the oil palms depended on key site factors, including soil organic carbon, palm age and annual rainfall had been estimated.

The Oil palm trunk girth in 5 years oil palm plantations is measured from 60 cm from base [2] while it had been measured at 1.3 m height from the base in 10 years by using measuring tape. The height of the tree is measured by

Blumeleiss altimeter by non-destructive method. The diameter (d) was calculated by dividing  $\pi$  (3.14) to the actual marked girth of species [16] and Above Ground Biomass (AGB) was estimated by multiplying the bio-volume to the green wood density of tree species. Tree bio-volume (TBV) value established by multiplying square of diameter and height of oil palm to factor 0.4.



Fig. 1. Description of study site in Coimbatore district

Table 1. Description parameters of the study location in Coimbatore

S. No	Oil palm plantation	Age group (Years)	Area (Hectares)	Yielding palms
1	Semmedu	5	10.0	1520
2	Anaikatti	10	3.0	410

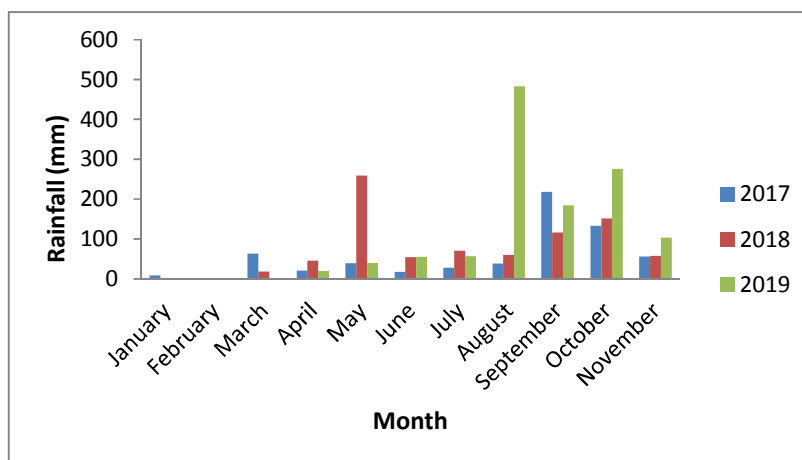


Fig. 2. Monthly rainfall distribution in Coimbatore

**Table 2. Soil characteristics of Coimbatore oil palm plantation**

Parameters	5 years	10 years
pH	7.15	7.10
Electical Conductivity (dS m <sup>-1</sup> )	0.29	0.25
Organic carbon (%)	0.36	0.15
Bulk density (Mg m <sup>-3</sup> )	1.17	1.04
Available N (kg ha <sup>-1</sup> )	260	190
Available P (kg ha <sup>-1</sup> )	24.0	15.0
Available K (kg ha <sup>-1</sup> )	239	195

$$\text{Tree bio-volume} = 0.4 \times (d)^2 \times h$$

$$\text{AGB} = \text{Wood density} \times \text{TBV},$$

Where; d = Diameter (m),

Wood density was used from Global Wood Density database [17].

$$1. \text{Aboveground biomass production} \left( \frac{\text{kg}}{\text{palm}} \right) = \text{VolumexWooddensity} (400 - 600 \text{ kg/m}^3)$$

$$2. \text{Aboveground carbon sequestered (kg/palm)} = \text{Aboveground biomass (kg/palm)} \times 0.50$$

$$3. \text{Belowground biomass production (kg/palm)} = \text{Aboveground biomass (kg/palm)} \times 0.26$$

$$4. \text{Belowground carbon sequestered (kg/palm)} = \text{Belowground biomass (kg/palm)} \times 0.50$$

$$5. \text{Total Biomass} = \text{Above ground biomass production (kg/palm)} + \text{Below ground biomass production (kg/palm)}$$

$$6. \text{Total Carbon Stock (kg/palm)} = \text{Above ground Carbon sequestered (kg/palm)} + \text{Below ground Carbon sequestered (kg/palm)}$$

$$7. \text{Total Carbon stock (t C/ha)} = \text{Total Carbon Stock (kg per palm)} \times \text{Planting density (Palms/hectares)}$$

$$8. \text{CO}_2 \text{ stock} = (\text{t CO}_2/\text{ha}) = \text{Total Carbon (t C/ha)} \times 3.67$$

[18,19]

The BGB is generally 26% of its above ground biomass. Carbon stock generally, for any plant species 50% of its biomass is considered as carbon [20].

Carbon stock = Biomass  $\times$  0.5 and for estimation of CO<sub>2</sub> (t/ha) sequestered by multiplying Carbon stock (t/ha) with 3.67 as factor [21].

## 2.2 Frond Carbon Estimation

The fronds attached to the trunk are estimated in the oil palm plantation of different age groups and the single frond dry weight was calculated by using digital weighing balance to estimate the standing carbon stock in oil palm trees [22].

$$\text{Frond carbon stock} = N \times \text{SFDW} \times 0.38$$

Where N is number of fronds, SFDW is Single frond dry weight (kg/frond)

$$\text{SFDW for 5 years} = 0.90 \text{ kg/frond}$$

$$\text{SFDW for 10 years} = 1.27 \text{ kg/frond}$$

## 2.3 Soil Sampling and Analysis

The soils were collected in oil palm plantations of Semmedu and Anaikatti of Coimbatore district. The soil samples were air dried and sieved by means 0.2 mm sieve and subjected for analysis of pH, Electrical conductivity, soil organic carbon, total N concentration, extractable P and K as per standard procedure [23].

## 2.4 Statistical Analysis

Data were analyzed by two-way analysis of variance using the SAS statistical program [24]. Means were separated by the Duncan test ( $P \leq 0.05$ ).

## 3. RESULTS

### 3.1 Above Ground Dry Matter and Carbon Sequestration

Results revealed that the above ground biomass contributes the major perennial biomass stock in the oil palm plantation. The above ground

biomass generation in five years recorded as 219.5 kg per palm with the average of 30.73 t/ha. The above ground biomass in ten years old oil palm plantations recorded to be 380.6 kg per palm with the average of 53.2 t/ha.

The above ground carbon stock in oil palm plantations of five years age group recorded as 15.3 t C/ha while ten years age group recorded the carbon stock of 26.6 t C/ha.

### 3.2 Carbon Sequestration in Fronds

The fronds carbon stock for five years plantation was found to be 9.91 kg C/palm/year with the average of 6.95 t C/ha and ten years plantation recorded 14.5 kg C/palm/year with the average of 22.1 t C/ha.

### 3.3 Below Ground Biomass and Carbon Sequestration

The below ground biomass recorded 7.99 t/ha and 13.85 t/ha in five and ten years age groups respectively. The below ground carbon stock in five years age group plantations recorded with the average of 4.0 t C/ha and ten years found to be 6.93 t C/ha.

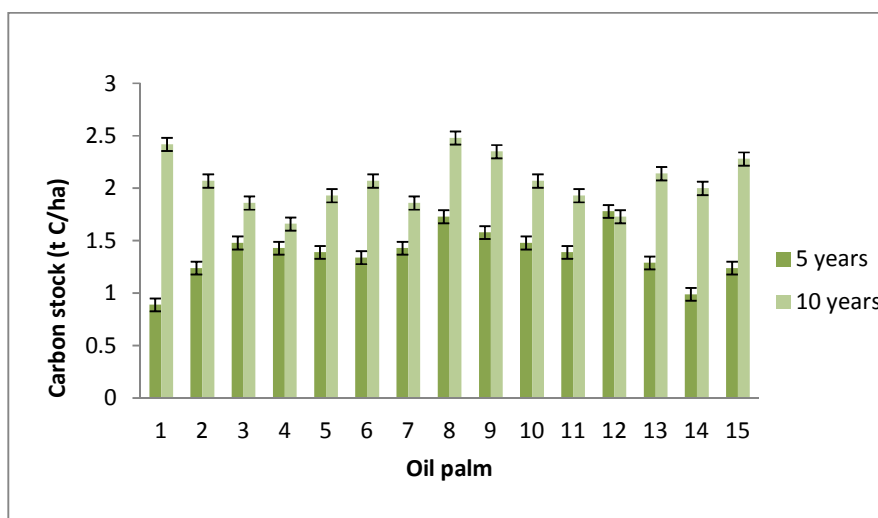
### 3.4 Carbon Dioxide Sequestration

The carbon di oxide sequestration potential of five years plantations are found to be 71.07 t CO<sub>2</sub>/ha with the yearly average of 14.21 t CO<sub>2</sub>/ha/yr. The 10 years plantations sequesters about 123.2 t CO<sub>2</sub>/ha with the yearly average of 12.32 t CO<sub>2</sub>/ha/yr.

**Table 3. Dry matter production in oil palm plantations in Coimbatore**

S.No	Parameter	Five years*	Ten years*
1	Height (m)	1.12(0.14)	2.69(0.32)
2	Diameter (cm)	95(11)	76.0(5.0)
4	Above ground biomass (kg/palm)	219.5(58.1)	380.6(76.9)
5	Below ground biomass (kg/palm)	57.08(15.12)	98.9(20.0)
6	Above ground Biomass (t /ha)	30.73(8.15)	53.2(10.76)
7	Below ground Biomass (t /ha)	7.99(2.13)	13.85(2.80)
8	Total drymatter production (t/ha)	38.72(10.27)	53.29(10.76)
9	Total drymatter production (t/ha/yr)	7.74(2.13)	5.33(1.08)
10	Frond drymatter production (kg/palm/year)	26.09(3.92)	38.1(4.0)
11	Frond drymatter production (t/ha/year)	3.65(0.55)	5.4(0.6)
12	Fresh fruit bunch yield (kg/palm/year)	54.4(10.3)	87.93(7.90)
13	Fresh fruit bunch yield (t/ha/year)	7.60(1.40)	12.31(1.11)

\*The values presented in the table are the average of 15 oil palm trees in each with standard deviation is given in parantheses

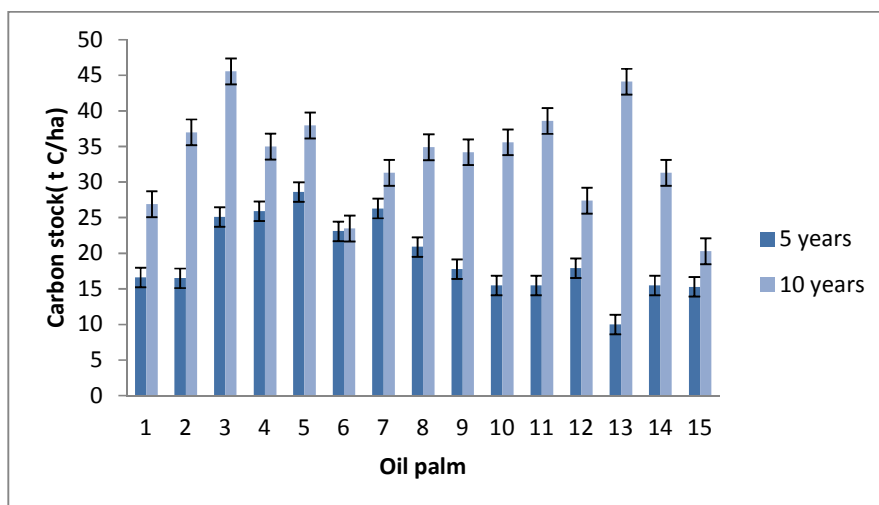


**Fig. 3. Variation of fronds carbon stock in Coimbatore regimes**

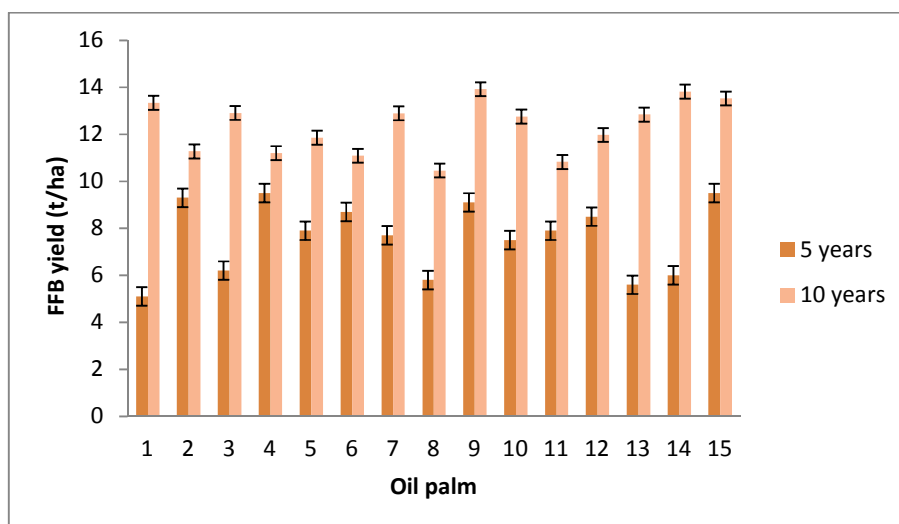
**Table 4. Carbon stock in oil palm plantations in Coimbatore**

S.No	Parameter	Five years*	Ten years*
1	Above ground Carbon stock (kg/palm)	109.7(29.08)	190.3(38.4)
2	Above ground Carbon stock (t C/ha)	15.3(4.07)	26.6(5.38)
3	Below ground Carbon stock (kg/palm)	28.5(7.56)	49.44(10.0)
4	Below ground Carbon stock (t C/ha)	4.0(1.06)	6.93(1.40)
5	Total Carbon stock (kg/palm)	138.3(36.6)	239.8(48.4)
6	Total Carbon stock (t C/ha)	19.37(5.13)	33.5(6.78)
7	Total Carbon stock (t C/ha/yr)	1.94(0.51)	3.36(0.68)
8	FronD carbon stock (kg/palm/year)	9.91(1.49)	14.5(1.5)
	FronD carbon stock (t C/ha/year)	1.39(0.21)	2.1(0.2)
8	Carbon di oxide sequestered (t CO <sub>2</sub> /ha)	71.07(18.82)	123.2(24.88)
9	Carbon di oxide sequestered per year (t CO <sub>2</sub> /ha/yr)	7.11(1.88)	12.32(2.49)

\* The values presented in the table are the average of 15 oil palm trees in each with standard deviation is given in parantheses



**Fig. 4. Total Carbon stock in Coimbatore regimes**



**Fig. 5. Fresh fruit bunch yield among various age groups**

### 3.5 Fresh Fruit Bunch yield

The fresh fruit bunch (FFB) production in five years and ten years oil palm plantations were found to be 54.4 kg/palm/yr and 87.9 kg/palm/yr. The average FFB production in oil palm plantations of five years and ten years age group recorded 7.60 t/ha/yr and 12.31 t/ha/yr.

## 4. DISCUSSION

Clean Development Mechanism (CDM) provides for the establishment of carbon sinks through afforestation (or) reforestation. It should be point out that, although only forest species are eligible during first phase, tropical tree crop plantations may subsequently be involved. Of these, Oil palm plantations which cover over 12 million hectares on the African, Asian and American continents could prove to be of particular interest. Indeed, their high biomass production and dynamic expansion make them a potentially important carbon sink.

The above ground biomass contributes the major perennial biomass stock in the oil palm plantation. In palm plantations 96% of total annual dry matter is stored in the above ground biomass as trunks, fronds and bunches [11]. Corley et al. [10] study revealed that the above ground biomass generation was increased over the time duration of seven years. The improvement of dry matter production was observed in five years old plantation. The similar results were observed in the studies of Suresh and Kumar [25]. The above ground biomass in ten years old oil palm plantations shows highest values. It proves the similarity of Kongsager et al. [26]. The average above ground dry matter production in ten years plantation is found to be similar to studies by Germer and Sauerborn [27] and also comparable with the studies of Kumar et al. [28].

The total amount and proportion of C storage varies depending on soil fertility, climate, and land use types [29]. The above ground carbon stock in oil palm plantations of five years was found to be similar with the studies of Suresh and Kumar [25] while ten years age group recorded is still comparable with Syahrinudin [30] and also with Suresh and Kumar [25] under irrigated and rainfed conditions. The study clearly shows that the persistent increase in the carbon stock with increase in age group of oil palm due to the increase in biomass of trunks and roots. Results on above ground carbon stock are in line with the

study by Suresh et al. [31] in adult oil palm hybrids. The above ground carbon sequestration in oil palm is comparatively lower than coconut inter cropped with mango and Jamun [21] which reveals intercropping sequesters carbon in higher amounts. The carbon stock in oil palm plantations recorded is similar to coffee inter cropped with tree plantations [32]. The irrigated oil palm plantation sequesters more carbon which was mainly due to higher biomass production and increased growth rate of the oil palm. It is observed in our study that standing biomass in a ten year old plantation indicated higher biomass under irrigated conditions compared to that of rainfed conditions which was also reported by Suresh and Kumar [25].

The oil palm fronds arranged in eight spirals and its distribution is due to the specific phyllotaxy with the angle of rotation of frond emission varies from  $135^{\circ}7$  to  $137^{\circ}5$  [33]. Fronds are numbered from ascending order from crown to the oldest fronds. The fronds carbon stock for five years plantation was found to be similar to results of Kumar et al. [28] while ten years age group frond carbon stock is comparable with studies of Syahrinudin [41] and similar to studies of Melling et al. [34] who reported that biomass of the frond base increased substantially from 3-10 and the standing biomass and carbon stock of oil palm the peak in age of 15 and 20 years before declining after 20 years due to lower rates of frond production, loss of frond bases because of abscission in mature palms, loss of palms owing to diseases, less intensive management such as reductions in inputs of fertilizer and pesticides of older, lower-yielding palms [35,36]. Young palms quickly produce more than 20 fronds per year, which are increasingly large, reaching from 5 to 8 metres in length and the light interception of the canopy at 9 years is over 80% has increased photosynthetic activity [33] as the peak biomass production is achieved in the oil palm plantations between 5-10 years of age.

The oil palm plantations enrich soil organic matter and its higher frond area which leads to increased photosynthetic efficiency. This unique property leads in the regulation of microclimate by increased  $O_2$  production and higher  $CO_2$  absorption from the atmosphere.

The root biomass varies due to soil types and irrigation in oil palm plantations as 89% of carbon losses from atmosphere are mainly because of loss of living biomass of total carbon stored in both vegetation and soil [37]. The below ground

biomass stock is one of the important component as roots contribute the major part. Our results on root biomass were found to be similar to results of Suresh and Kumar [25] in irrigated and rainfed conditions and also comparable with the results of Kumar et al. [28]. The root biomass production in ten years plantation is still comparable with the studies of Sommer et al. [38] in 9 years old oil palm plantation in eastern Amazon. Root biomass is more difficult to estimate and its measurement requires destructive sampling [29]. Carbon storage in the biomass elaborates each year primarily with the age and secondarily on agro-ecological conditions. Loss of standing biomass may be offset by long-term carbon storage, either as harvested material or carbon sequestered in soil organic matter. The root biomass is representative more widely of oil palm plantations on mineral soil and also highlights the substantial increase in root biomass towards the end of the commercial lifespan of such plantations was reported by Syahrudin [30].

The below ground carbon stock in five years age group plantations was comparable with reports of Syahrudin [30] and ten years age group was found to be lower to studies of Khoon et al. [39] in 21 years plantation. Roots contributed 14.4-34.2%, and together with the trunk base produced 22.4-38.0% of the total crop biomass.

The carbon di oxide sequestration potential of five years plantations found to be similar with the studies on coconut with intercropping by Kumar and Maheswarappa [40]. The carbon di oxide sequestration of ten years plantations was found to be two fold decrease in carbon di oxide sequestration reported by Bhagya and Maheswarappa [21] in coconut mono-cropping system. The atmospheric humidity also strongly influences oilpalm photosynthetic capacity. Low air humidity restricts stomatal opening and CO<sub>2</sub> uptake [41].

The fresh fruit bunches (FFB) is the economic part of the oil palm which contains mesocarp by which crude palm oil is extracted and kernel is used in the extraction of palm kernel oil. The average FFB production in oil palm plantations of five years and ten years age group were comparable with the studies of Sumathi et al. [2] in cauvery delta region. The higher yield is attributed mainly by higher female sex ratio and also comparable with studies of Tao et al. [42]. Under favorable growing conditions, an inflorescence is initiated in the axil of each leaf of

the palm. The rate of leaf production varies with age and on an average three leaves are produced per month in young palms and two per month in the case of older palms [43]. The inflorescence initiation to maturity period ranges up to 36 months. The tropical humid climates with regular water supply and rainfall leads to sustainable fruit production in oil palm [2]. Typically, a mature palm will alternate between male and female inflorescence production during its lifetime. In regions with high and regular rainfall, oil palm sex ratios tend to vary little throughout the year, in contrast to areas experiencing a marked dry season, where the sex ratio undergoes extensive fluctuations. The oil palm sex determination is strongly influenced by climatic factors, with male inflorescence production being promoted by water deficit [44]. Carbon allocation to heterotrophic organ such as bunches was around 17% of the assimilates produced [33].

Water supply is the main yield-limiting factor in oil palm [45]. The oil palm industry is focusing on yields mainly in terms of FFBs, relegating the critical parameters of bunch oil extraction rate and kernel extraction rate [46]. The increasing of average bunch weight in irrigated palms had contributed on total FFB that was influenced by good soil moisture which enables water storage was made in bunch development. Respiration and transpiration activities in oil palm will go on favourably with continuous photosynthesis process which involves the production of CH<sub>2</sub>O also helped in bunch development.

## 5. CONCLUSION

Oil palm being a perennial crop has higher production of the vegetable oil than other oil yielding crops. The carbon sequestration is equivalent to that of rainforests. The higher carbon stocks in oil palm is mainly due to higher biomass production and storage in trunks, fronds, roots and fruit bunches which helps in partitioning the carbon stock in oil palm. The carbon sequestration in the oil palm paves the way for the mitigation of the climate change by means of biological carbon sequestration and higher vegetable oil production to increase the economic and environment benefit for farming communities and people.

## ACKNOWLEDGEMENT

This work was financially supported by the DST-SERB, INDIA-(EMR/2016/005436).



## COMPETING INTERESTS

Authors have declared that no competing interests exist.

## REFERENCES

- Henderson J, Osborne DJ. The oil palm in all our lives: how this came about. *Endeavour*. 2000;24(2):63-68.
- Sumathi T, Rajendran R, Mathur RK, Maheswarappa HP. Comparative performance of different oil palm hybrid combinations in Cauvery delta region of Tamil Nadu. *Journal of Plantation Crops*. 2016;44(3):180-182.
- Lenton TM, Huntingford C. Global terrestrial carbon storage and uncertainties in its temperature sensitivity examined with a simple model. *Global Change Biology*. 2003;9(10):1333-1352.
- Dislich C, Keyel AC, Salecker J, Kisel Y, Meyer KM, Auliya M, Barnes AD, Corre MD, Darras K, Faust H, Hess B. A review of the ecosystem functions in oil palm plantations, using forests as a reference system. *Biological Reviews*. 2017;92(3):1539-1569.
- Ditjenbun. Indonesian oil palm plantation area: Data from 1999 to 2014. Directorate general of plantations and estates, Ministry of Agriculture, Indonesia; 2014.
- National Food Security Mission (NFSM). Present Status of Oilseed crops and vegetable oils in India. 2018;1-72.
- Winjum JK, Dixon RK, Schroeder PE. Estimating the global potential of forest and agroforest management practices to sequester carbon. *Water, Air, and Soil Pollution*. 1992;64:213-227.
- Mutuo PK, Cadisch G, Albrecht A, Palm CA, Verchot L. Potential of agro forestry for carbon sequestration and mitigation of greenhouse gas emissions from soils in the tropics. *Nutrient cycling in Agroecosystems*. 2005;71(1):43-54.
- Fairhurst T, Griffiths W. Oil palm: Best management practices for yield intensification. International Plant Nutrition Institute (IPNI), Singapore; 2014.
- Corley RHV, Hardon JJ, Tan GY. Analysis of growth of the oil palm (*Elaeis guineensis* Jacq.) I. Estimation of growth parameters and application in breeding. *Euphytica*. 1971;20(2):307-315.
- Corley RHV, Tinker PB. The oil palm, Blackwell Science, Oxford; 2003.
- Kotowska MM, Leuschner C, Triadiati T, Meriem S, Hertel D. Quantifying above-and belowground biomass carbon loss with forest conversion in tropical lowlands of Sumatra (Indonesia). *Global change biology*. 2015;21(10):3620-3634.
- Hartmann C. Evolution et comportement de sols sablo-argileux ferrallitiques sous culture de palmiers à huile: cas de la plantation R. Michaux à Dabou (Côte d'Ivoire). Thèse de doctorat: Pédologie. Université Pierre et Marie Curie, Paris; 1991.
- Carlson KM, Curran LM, Ratnasari D, Pittman AM, Soares-Filho BS, Asner GP, Trigg SN, Gaveau DA, Lawrence D, Rodrigues HO. Committed carbon emissions, deforestation and community land conversion from oil palm plantation expansion in West Kalimantan, Indonesia. *Proceedings of the National Academy of Sciences*. 2012;109(19):7559-7564.
- Curran LM, Trigg SN, McDonald AK, Astiani D, Hardiono YM, Siregar P, Caniago I, Kasischke E. Lowland forest loss in protected areas of Indonesian Borneo. *Science*. 2004;303:1000-1003.
- Bohre P, Chaubey OP, Singhal PK. Biomass accumulation and carbon sequestration in *Dalbergia sissoo* Roxb. *International Journal of Bio-Science and Bio-Technology*. 2012;4(3): 29-44.
- Zanne AE, Lopez-Gonzalez G, Coomes DA, Ilic J, Jansen S, Lewis SL, Miller RB, Swenson NG, Wiemann MC, Chave J, Lopez-Gonzalez G. Global Wood Density database; 2009.
- Chave J, Andalo C, Brown S, Cairns MA, Chambers JQ, Eamus D, Lescure JP. Tree allometry and improved estimation of carbon stocks and balance in tropical forests. *Oecologia*. 2005;145(1):87-99.
- Ravindranath NH, Ostwald M. Carbon inventory methods: Handbook for greenhouse gas inventory, carbon mitigation and roundwood production projects). Springer Science & Business Media. 2007;29.
- Pearson TRH, Brown S, Ravindranath NH. Integrating carbon benefits estimates into GEF Projects. 2005;1-56.

21. Bhagya HP, Maheswarappa HP. Carbon sequestration potential in coconut-based cropping systems. *Indian Journal of Horticulture*. 2017;74(1):1-5.
22. Henson IE. Modelling the impact of climatic and climate-related factors on oil palm growth and productivity. Malaysian Palm Oil Board, Malaysia; 2006.
23. Jackson ML. Soil chemical analysis. Prentice Hall (India) Pvt. Ltd. New Delhi. India; 1973.
24. SAS Institute. The Complete Guide to the SAS Output Delivery System: Version 8. SAS institute; 1999.
25. Suresh K, Kumar MK. Carbon sequestration potential of oil palm under irrigated and rainfed conditions. *Indian Journal of Dryland Agricultural Research and Development*. 2011;26(2):55-57.
26. Kongsager R, Napier J, Mertz O. The carbon sequestration potential of tree crop plantations. *Mitigation and Adaptation Strategies for Global Change*. 2013;18(8):1197-1213.
27. Germer J, Sauerborn J. Estimation of the impact of oil palm plantation establishment on greenhouse gas balance. *Environment, Development and Sustainability*. 2008; 10(6):697-716.
28. Kumar MK, Pinnanmani R, Lakshmi TV, Suresh K. Carbon sequestration potential in a ten year old oil palm under irrigated conditions. *Int. J. Curr. Microbiol. App. Sci*. 2017;6(8):1339-1343.
29. Fahmuddin A, Runtunuwu E, Tania J, Susanti E, Komara H, Syahbuddin H, Las I, Van Noordwijk M. Carbon dioxide emission in land use transitions to plantation; 2009.
30. Syahrudin. The potential of oil palm and forest plantations for carbon sequestration on degraded land in Indonesia. *Cuvillier*; 2005.
31. Suresh K, Mathur RK, Babu MK. Screening of oil palm duras for drought tolerance-stomatal responses, gas exchange and water relations. *J. Plantation. Crops*. 2008;36:270-275.
32. Negash M, Kanninen M. Modeling biomass and soil carbon sequestration of indigenous agroforestry systems using CO2FIX approach. *Agriculture, Ecosystems & Environment*. 2015;203: 147-155.
33. Lamade E, Bouillet JP. Carbon storage and global change: The role of oil palm. *OCL. Oléagineux Corps gras Lipides*. 2005;12(2):154-160.
34. Melling L, Hatano R, Goh KJ. Methane fluxes from three ecosystems in tropical peatland of Sarawak, Malaysia. *Soil Biology and Biochemistry*. 2005;37(8): 1445-1453.
35. Turner PD. Oil palm diseases and disorders. Oxford Univ. Press; 1981.
36. Singh G. Management of oil palm pests and disease in Malaysia in 2000. *Pest Management and the Environment in 2000* (A Aziz; S A Kadar and Barlon, H S eds).1992;195-212.
37. Houghton RA. Aboveground forest biomass and the global carbon balance. *Global change biology*. 2005;11(6):945-958.
38. Sommer R, Denich M, Vlek PL. Carbon storage and root penetration in deep soils under small-farmer land-use systems in the Eastern Amazon region, Brazil. *Plant and soil*. 2000;219:231-241.
39. Khoon K, Rumpang E, Kamarudin N, Harun MH. Quantifying total carbon stock of mature oil palm. *Journal of Oil Palm Research*. 2019;31(3):521-527.
40. Kumar KN, Maheswarappa HP. Carbon sequestration potential of coconut based cropping systems under integrated nutrient management practices. *Journal of Plantation Crops*. 2019;47(2):107-114.
41. Smith BG. The effects of soil water and atmospheric vapour pressure deficit on stomatal behaviour and photosynthesis in the oil palm. *Journal of Experimental Botany*. 1989;40(6):647-651.
42. Tao HH, Snaddon JL, Slade EM, Caliman JP, Widodo RH, Willis KJ. Long-term crop residue application maintains oil palm yield and temporal stability of production. *Agronomy for Sustainable Development*. 2017;37(4):33.
43. Verheye W. Growth and production of oil palm. In *Land use, land cover and soil sciences*. UNESCO-EOLSS Publishers; 2010.
44. Adam H, Jouannic S, Escoute J, Duval Y, Verdeil JL, Tregear JW. Reproductive developmental complexity in the African oil palm (*Elaeis guineensis*, Arecaceae). *American Journal of Botany*. 2005; 92(11):1836-1852.

45. Kallarackal J, Jeyakumar P, George SJ. Water use of irrigated oil palm at three different arid locations in Peninsular India. *Journal of Oil Palm Research*. 2004;16:45-53.
46. Ng SK, Thong KC, Khaw CH, Ooi SH, Leng KY. Balanced nutrition in some major plantation crops in South East Asia. In: *Potassium in Asia*. International Potash Institute, Basel. 1995;235-244.

---

© 2020 Rakesh et al.; This is an Open Access article distributed under the terms of the Creative Commons Attribution License (<http://creativecommons.org/licenses/by/4.0>), which permits unrestricted use, distribution, and reproduction in any medium, provided the original work is properly cited.

*Peer-review history:*  
*The peer review history for this paper can be accessed here:*  
<http://www.sdiarticle4.com/review-history/56260>